

CHINO BASIN WATERMASTER



NOTICE OF MEETING

Thursday, March 19, 2015

9:00 a.m. – Advisory Committee Meeting

*AT THE CHINO BASIN WATERMASTER OFFICES
9641 San Bernardino Road
Rancho Cucamonga, CA 91730
(909) 484-3888*

CHINO BASIN WATERMASTER

Thursday, March 19, 2015

9:00 a.m. – Advisory Committee Meeting

AGENDA

**CHINO BASIN WATERMASTER
ADVISORY COMMITTEE MEETING**

9:00 a.m. – March 19, 2015

WITH

Mr. Jeff Pierson, Chair

Mr. Todd Corbin, Vice-Chair

At The Offices Of

Chino Basin Watermaster

9641 San Bernardino Road

Rancho Cucamonga, CA 91730

AGENDA

CALL TO ORDER

AGENDA - ADDITIONS/REORDER

I. CONSENT CALENDAR

Note: All matters listed under the Consent Calendar are considered to be routine and non-controversial and will be acted upon by one motion in the form listed below. There will be no separate discussion on these items prior to voting unless any members, staff, or the public requests specific items be discussed and/or removed from the Consent Calendar for separate action.

A. MINUTES

1. Minutes of the Advisory Committee Meeting held February 19, 2015 (*Page 1*)

B. FINANCIAL REPORTS

1. Cash Disbursements for the month of January 2015 (*Page 7*)
2. Watermaster VISA Check Detail for the month of January 2015 (*Page 21*)
3. Combining Schedule for the Period July 1, 2014 through January 31, 2015(*Page 25*)
4. Treasurer's Report of Financial Affairs for the Period January 1, 2015 through January 31, 2015 (*Page 29*)
5. Budget vs. Actual Report for the Period July 1, 2014 through January 31, 2015 (*Page 33*)

C. WATER TRANSACTIONS

1. **Consider Approval for Notice of Sale or Transfer** – The purchase of 656.545 acre-feet of water from San Antonio Water Company by the City of Ontario. This purchase is made from San Antonio Water Company's storage account. The City of Ontario is utilizing this transaction to produce its San Antonio Water Company shares. Date of application: November 17, 2014. (*Page 47*)
2. **Consider Approval for Notice of Sale or Transfer** – The purchase of 387.231 acre-feet of water from San Antonio Water Company by Monte Vista Water District. This purchase is made from San Antonio Water Company's Annual Production Right/Operating Safe Yield first, then any additional from storage. Monte Vista Water District is utilizing this transaction to produce its San Antonio Water Company shares. Date of application: January 27, 2015. (*Page 57*)

II. BUSINESS ITEMS

A. FIRST AMENDMENT TO TASK ORDER 8 (SAN SEVAINE RMPU IMPROVEMENT PROJECT) (Page 67)

Recommend approval to increase the total project budget for San Sevaine Basin improvements and to amend Task Order No. 8, subject to any non-substantive changes.

B. FIRST AMENDMENT TO TASK ORDER 1 (2013 RMPU AMENDMENT YIELD ENHANCEMENT PROJECTS – PLANNING, PERMITTING, AND DESIGN) (Page 81)

Recommend approval to add East Declez Basin project and remove Sierra Basin and Lower San Sevaine projects from the project list; and to update Task Order No. 1 to reflect the change in projects, subject to any non-substantive changes.

C. SAFE YIELD RECALCULATION AND RESET (Discussion Only)

III. REPORTS/UPDATES

A. LEGAL COUNSEL REPORT

1. Alvarez CalPERS Appeal

B. CFO REPORT

1. Safe Yield Recalculation and Reset Facilitated Process – Expenses to date

C. GM REPORT

1. Overlying Non-Agricultural Pool Available Water Per Judgment Exhibit "G" (Page 93)

D. INLAND EMPIRE UTILITIES AGENCY

1. MWD Update (Written) (Page 96)
2. State and Federal Legislative Reports (Page 99)
3. Community Outreach/Public Relations Report (Page 117)

E. OTHER METROPOLITAN MEMBER AGENCY REPORTS

IV. INFORMATION

1. Cash Disbursements for February 2015 (Page 119)

V. COMMITTEE MEMBER COMMENTS

VI. OTHER BUSINESS

VII. CONFIDENTIAL SESSION - POSSIBLE ACTION

Pursuant to the Advisory Committee Pool Rules & Regulations, a Confidential Session may be held during the Watermaster Pool meeting for the purpose of discussion and possible action.

VIII. FUTURE MEETINGS AT WATERMASTER

- | | | | |
|---------|-----|-------------|---|
| 3/13/15 | Fri | 10:00 a.m.* | Safe Yield Recalculation and Reset Facilitated Discussion |
| 3/16/15 | Mon | 11:00 a.m.* | Safe Yield Recalculation and Reset Facilitated Discussion |
| 3/19/15 | Thu | 9:00 a.m. | Advisory Committee |
| 3/19/15 | Thu | 9:30 a.m. | Joint IEUA/CBWM Recharge Improvement Projects Committee
<u>AND</u> RMPU Amendment Steering Committee Quarterly |
| 3/19/15 | Thu | 11:30 a.m. | Land Subsidence Committee |
| 3/20/15 | Fri | 10:00 a.m.* | Safe Yield Recalculation and Reset Facilitated Discussion |

3/20/15	Fri	10:00 a.m.*	Safe Yield Recalculation and Reset Facilitated Discussion
3/23/15	Mon	11:00 a.m.*	Safe Yield Recalculation and Reset Facilitated Discussion
3/26/15	Thu	11:00 a.m.	Watermaster Board
3/27/15	Fri	10:00 a.m.*	Safe Yield Recalculation and Reset Facilitated Discussion
3/30/15	Mon	11:00 a.m.*	Safe Yield Recalculation and Reset Facilitated Discussion

***Note:** These meetings are intended for parties who have signed the Safe Yield Recalculation and Reset Facilitation and Non-Disclosure Agreement.

ADJOURNMENT

THIS PAGE
HAS
INTENTIONALLY
BEEN LEFT
BLANK
FOR PAGINATION

CHINO BASIN WATERMASTER

I. CONSENT CALENDAR

A. MINUTES

1. Advisory Committee Meeting held on February 19, 2015

DRAFT MINUTES
CHINO BASIN WATERMASTER
ADVISORY COMMITTEE MEETING
February 19, 2015

The Advisory Committee meeting was held at the offices of the Chino Basin Watermaster located at 9641 San Bernardino Road, Rancho Cucamonga CA, on February 19, 2015.

ADVISORY COMMITTEE MEMBERS PRESENT

AGRICULTURAL POOL

Jeff Pierson, Chair	Crops
Bob Feenstra	Dairy
Pete Hall	State of California – CIM

APPROPRIATIVE POOL

Todd Corbin, Vice-Chair	Jurupa Community Services District
Van Jew	Monte Vista Irrigation Company
Dave Crosley	City of Chino
Josh Swift, for Robert Young	Fontana Water Company
Seth Zielke	Fontana Union Water Company
Ron Craig	City of Chino Hills
Darron Poulsen	City of Pomona
Scott Burton	City of Ontario
Teri Layton	San Antonio Water Company
Justin Scott-Coe	Monte Vista Water District
Jo Lynne Russo-Pereyra, for Marty Zvirbulis	Cucamonga Valley Water District
Rosemary Hoerning	City of Upland
Ben Lewis	Golden State Water Company

NON-AGRICULTURAL POOL

Brian Geye, 2 nd Vice-Chair	Auto Club Speedway
--	--------------------

WATERMASTER STAFF PRESENT

Peter Kavounas	General Manager
Danielle Maurizio	Assistant General Manager
Joseph Joswiak	Chief Financial Officer
Anna Truong	Recording Secretary

WATERMASTER CONSULTANTS PRESENT

Brad Herrema	Brownstein Hyatt Farber Schreck, LLP
Mark Wildermuth	Wildermuth Environmental, Inc.

OTHERS PRESENT WHO SIGNED IN

Raul Garibay	City of Pomona
Richard Rees	AMEC
Sheri Rojo	Fontana Water Company
Curtis Paxton	Chino Basin Desalter Authority
Manny Martinez	Monte Vista Water District
Eunice Ulloa	Chino Basin Water Conservation District

CALL TO ORDER

Chair Pierson called the Advisory Committee meeting to order at 9:00 a.m.

AGENDA - ADDITIONS/REORDER

None

I. CONSENT CALENDAR

A. MINUTES

1. Minutes of the Special Advisory Committee Meeting held December 11, 2014
2. Minutes of the Annual Advisory Committee Meeting held January 15, 2015

B. FINANCIAL REPORTS

1. Cash Disbursements for the month of December 2014
2. Watermaster VISA Check Detail for the month of December 2014
3. Combining Schedule for the Period July 1, 2014 through December 31, 2014
4. Treasurer's Report of Financial Affairs for the Period December 1, 2014 through December 31, 2014
5. Budget vs. Actual Report for the Period July 1, 2014 through December 31, 2014

(0:00:59)

Motion by Mr. Ron Craig, seconded by Mr. Brian Geye, and by majority vote

Moved to approve Consent Calendar as presented

The Agricultural Pool abstained.

II. BUSINESS ITEMS

A. CHINO BASIN WATERMASTER 35TH ANNUAL REPORT

Recommend to the Watermaster Board to adopt the 35th Annual Report, along with filing a copy with the Court, subject to any necessary non-substantive changes.

(0:01:28) Mr. Kavounas gave a report. A discussion ensued.

(0:33:46) Mr. Craig introduced a motion.

(0:47:23) A substitute motion was introduced by Mr. Crosley.

(0:55:55) *Roll call vote was taken*

Substitute Motion by Mr. Dave Crosley, seconded by Mr. Van Jew, and failed by 25% volume vote (the Volume Vote results are attached to these minutes)

Moved to recommend to the Board to postpone Business Item II.A. for one month, during which time stakeholders and staff together would have more time to propose alternative language that would be acceptable to everyone and unanimously supported.

The Agricultural Pool abstained.

(0:58:11) Mr. Kavounas restated the main motion.

(1:01:25) Roll call vote was taken

Motion by Mr. Ron Craig, seconded by Mr. Scott Burton, and passed by 66% volume vote (the Volume Vote results are attached to these minutes)

Moved to recommend to the Board language change on page 3 of the annual report, specifically on the introductory paragraph to read: "Although enough recharge capacity exists to meet projected demands, parties are considering additional cost effective recharge projects." Additional changes to the language include section 3. The title would be: "Preservation of Safe Yield." The text would read: "There is expected to be a long term decline in Safe Yield which could be partially made up with recharge. The question is, what is the best way to enhance sustainability yield and cost in each area? As recommended by the Court, Watermaster has begun developing a technically defensible approach to estimating Safe Yield." Finally, some or all parties would make recommended language suggestions to Watermaster counsel to include in the filing to the Court.

Monte Vista Irrigation Company and the Agricultural Pool abstained.

B. SAFE YIELD RECALCULATION AND RESET (Discussion Only)

(1:02:57) Mr. Kavounas gave a report. A discussion ensued.

III. REPORTS/UPDATES

A. LEGAL COUNSEL REPORT

1. January 16, 2015 Alvarez CalPERS Hearing

(1:04:45) Mr. Herrema gave a report.

B. CFO REPORT

None

C. GM REPORT

1. Increase Total Project Budgets for San Sevaine and East Declez Basins
2. Overlying Non-Agricultural Pool Available Water Per Judgment Exhibit "G"
3. ACWA Water Storage Policy Task Force

(1:06:49) Mr. Kavounas gave a report.

D. INLAND EMPIRE UTILITIES AGENCY

1. MWD Update (Written)
2. State and Federal Legislative Reports
3. Community Outreach/Public Relations Report

E. OTHER METROPOLITAN MEMBER AGENCY REPORTS

None

IV. INFORMATION

1. Introduction to the CivicSpark AmeriCorps Program
2. Cash Disbursements for January 2015

V. COMMITTEE MEMBER COMMENTS

(1:08:47) Mr. Burton inquired if there was any specific agenda item for the 10:00 a.m. Joint Projects meeting. Mr. Kavounas replied that it will be the ongoing discussions the committee has had and also reminded the Pool that Messrs. Van Jew and Todd Corbin are representatives from the Appropriative Pool and will help shape the recommendations that come before the Pool next month.

VI. OTHER BUSINESS

None

VII. CONFIDENTIAL SESSION - POSSIBLE ACTION

None

VIII. FUTURE MEETINGS AT WATERMASTER

- 2/13/15 Fri 10:00 a.m.* Safe Yield Recalculation and Reset Facilitated Discussion
- 2/17/15 Tue 1:30 p.m. Agricultural Pool (Rescheduled from 2/12/15)
- 2/19/15 Thu 9:00 a.m. Advisory Committee
- 2/19/15 Thu 10:00 a.m. Joint IEUA/CBWM Recharge Improvement Projects Committee
- 2/20/15 Fri 10:00 a.m.* Safe Yield Recalculation and Reset Facilitated Discussion
- 2/24/15 Tue 9:00 a.m. GRCC (at Chino Basin Water Conservation District)
- 2/26/15 Thu 11:00 a.m. Watermaster Board
- 2/27/15 Fri 10:00 a.m.* Safe Yield Recalculation and Reset Facilitated Discussion

***Note:** These meetings are intended for parties who have signed the Safe Yield Recalculation and Reset Facilitation and Non-Disclosure Agreement.

ADJOURNMENT

Chair Pierson adjourned the Advisory Committee meeting at 10:09 a.m.

Secretary: _____

Approved: _____

2015 ADVISORY COMMITTEE VOLUME VOTE
 Assessment Year 2014-2015 (Production Year 2013-2014)

Party	Present (Y/N)	Vote (Y/N)	Assigned	Reallocated	Avail Votes	Total Yes	Quorum
Minor 1	y	y	3.106	0.000	3.106	3.106	3.106
Minor 2	y	n	3.106	0.000	3.106	0.000	3.106
Chino Hills, City Of	y	n	4.149	0.000	4.149	0.000	4.149
Chino, City Of	y	y	2.759	0.000	2.759	2.759	2.759
Cucamonga Valley Water District	y	n	8.511	0.000	8.511	0.000	8.511
Fontana Union Water Company	y	n	4.371	0.000	4.371	0.000	4.371
Fontana Water Company	y	n	5.758	0.000	5.758	0.000	5.758
Jurupa Community Services District	y	y	8.155	0.000	8.155	8.155	8.155
Monte Vista Water District	y	y	5.919	0.000	5.919	5.919	5.919
Ontario, City Of	y	n	13.655	0.000	13.655	0.000	13.655
Pomona, City Of	y	n	12.503	0.000	12.503	0.000	12.503
Upland, City Of	y	n	3.007	0.000	3.007	0.000	3.007
AGRICULTURAL POOL	y	n	20.000	0.000	20.000	0.000	20.000
NON-AGRICULTURAL POOL	y	y	5.000	0.000	5.000	5.000	5.000
			99.999	0.001	100.000	24.939	99.999

PS

Enter Y or N
 in each cell.

8 Parties Required and 500.001
 Reallocated Votes Required

This column
 must be >50
 for quorum,
 and all three
 Pools must be
 present.

2015 ADVISORY COMMITTEE VOLUME VOTE
Assessment Year 2014-2015 (Production Year 2013-2014)

Party	Present (Y/N)	Vote (Y/N)	Assigned	Reallocated	Avail Votes	Total Yes	Quorum
Minor 1	y	n	3.106	0.000	3.106	0.000	3.106
Minor 2	y	y	3.106	0.000	3.106	3.106	3.106
Chino Hills, City Of	y	y	4.149	0.000	4.149	4.149	4.149
Chino, City Of	y	n	2.759	0.000	2.759	0.000	2.759
Cucamonga Valley Water District	y	y	8.511	0.000	8.511	8.511	8.511
Fontana Union Water Company	y	y	4.371	0.000	4.371	4.371	4.371
Fontana Water Company	y	y	5.758	0.000	5.758	5.758	5.758
Jurupa Community Services District	y	n	8.155	0.000	8.155	0.000	8.155
Monte Vista Water District	y	y	5.919	0.000	5.919	5.919	5.919
Ontario, City Of	y	y	13.655	0.000	13.655	13.655	13.655
Pomona, City Of	y	y	12.503	0.000	12.503	12.503	12.503
Upland, City Of	y	y	3.007	0.000	3.007	3.007	3.007
AGRICULTURAL POOL	y	n	20.000	0.000	20.000	0.000	20.000
NON-AGRICULTURAL POOL	y	y	5.000	0.000	5.000	5.000	5.000
			99.999	0.001	100.000	65.980	99.999

P 6

Enter Y or N
in each cell.

8 Parties Required and 500.001
Reallocated Votes Required

This column
must be >50
for quorum,
and all three
Pools must be
present.

CHINO BASIN WATERMASTER

I. CONSENT CALENDAR

B. FINANCIAL REPORTS

1. Cash Disbursements for the Month of January 2015
2. Watermaster VISA Check Detail for the Month of January 2015
3. Combining Schedule for the Period July 1, 2014 through January 31, 2015
4. Treasurer's Report of Financial Affairs for the Period January 1, 2015 through January 31, 2015
5. Budget vs. Actual Report for the Period July 1, 2014 through January 31, 2015



CHINO BASIN WATERMASTER

9641 San Bernardino Road, Rancho Cucamonga, Ca 91730
Tel: 909.484.3888 Fax: 909.484.3890 www.cbwm.org

PETER KAVOUNAS, P.E.
General Manager

STAFF REPORT

DATE: March 19, 2015
TO: Advisory Committee Members
SUBJECT: Cash Disbursement Report - Financial Report B1 (January 31, 2015)

SUMMARY

Issue: Record of cash disbursements for the month of January 31, 2015.

Recommendation: Receive and file Cash Disbursements for January 31, 2015 as presented.

Financial Impact: Funds disbursed were included in the FY 2014/15 "Amended" Watermaster Budget.

Future Consideration

Advisory Committee: March 19, 2015; Receive and File

Watermaster Board: March 26, 2015; Receive and File (Normal Course of Business)

ACTIONS:

March 12, 2015 – Appropriative Pool – Unanimously approved

March 12, 2015 – Non-Agricultural Pool – Moved unanimously to receive and file, without approval

March 12, 2015 – Agricultural Pool – Unanimously approved

March 19, 2015 – Advisory Committee –

March 26, 2015 – Watermaster Board –

BACKGROUND

A monthly cash disbursement report is provided to keep all members apprised of Watermaster expenditures.

DISCUSSION

Total cash disbursements during the month of January 2015 were \$684,390.10.

The most significant expenditures during the month were to Inland Empire Utilities Agency in the amounts of \$134,108.48 and \$144,420.29 (check number 18374 dated January 19, 2015 and check number 18384 dated January 26, 2015; Brownstein Hyatt Farber Schreck in the amounts of \$86,461.44 and \$67,776.94 (check number 18323 dated January 5, 2015 and check number 18381 dated January 22, 2015); and Wildermuth Environmental, Inc. in the amount of \$83,759.09 (check number 18382 dated January 22, 2015).

ATTACHMENTS

1. Financial Report - B1

CHINO BASIN WATERMASTER
Cash Disbursements For The Month of
January 2015

Type	Date	Num	Name	Memo	Account	Paid Amount
Bill Pmt -Check	01/05/2015	18323	BROWNSTEIN HYATT FARBER SCHRECK		1012 · Bank of America Gen'l Ckg	
Bill	11/30/2014	587305		587305	6078 · BHFS Legal - Miscellaneous	7,851.60
				587305	8375 · BHFS Legal - Appropriative Pool	31.50
				587305	8475 · BHFS Legal - Agricultural Pool	31.50
				587305	8575 · BHFS Legal - Non-Ag Pool	31.50
				Expenses	8375 · BHFS Legal - Appropriative Pool	112.93
				Expenses	8475 · BHFS Legal - Agricultural Pool	112.93
				Expenses	8575 · BHFS Legal - Non-Ag Pool	112.92
				Expenses	6375 · BHFS Legal - Board Meeting	525.00
Bill	11/30/2014	587306		Alvarez-CalPERS	6073 · BHFS Legal - Personnel Matters	4,117.95
				457(f) Def. Comp	6073 · BHFS Legal - Personnel Matters	1,586.25
				Personnel Committee	6073 · BHFS Legal - Personnel Matters	1,233.00
Bill	11/30/2014	587307		587307	6907.34 · Santa Ana River Water Rights	3,917.70
Bill	11/30/2014	587308		587308	6275 · BHFS Legal - Advisory Committee	1,408.96
Bill	11/30/2014	587309		587309	6375 · BHFS Legal - Board Meeting	4,113.00
Bill	11/30/2014	587310		587310	8375 · BHFS Legal - Appropriative Pool	1,827.00
Bill	11/30/2014	587311		587311	8475 · BHFS Legal - Agricultural Pool	1,827.00
Bill	11/30/2014	587312		587312	8575 · BHFS Legal - Non-Ag Pool	1,827.00
Bill	11/30/2014	587313		587313	6071 · BHFS Legal - Court Coordination	511.20
Bill	11/30/2014	587314		587314	6077 · BHFS Legal - Party Status Maint	63.00
Bill	11/30/2014	587315		587315	6907.39 · Recharge Master Plan	3,757.50
Bill	11/30/2014	587316		587316	6907.42 · Safe Yield Recalculation	50,485.50
Bill	11/30/2014	587317		587317	6078.12 · CCG Motion	976.50
TOTAL						<u>86,461.44</u>
Check	01/15/2015	01/15/2015	SERVICE CHARGE	Service Charge	1012 · Bank of America Gen'l Ckg	
				Service Charge	6039.1 · Banking Service Charges	415.01
TOTAL						<u>415.01</u>
Bill Pmt -Check	01/15/2015	18324	APPLIED COMPUTER TECHNOLOGIES	2579	1012 · Bank of America Gen'l Ckg	
Bill	12/31/2014	2549		Database Consulting - December 2014	6052.2 · Applied Computer Technoi	3,057.20
TOTAL						<u>3,057.20</u>
Bill Pmt -Check	01/15/2015	18325	ARROWHEAD MOUNTAIN SPRING WATER	0023230253	1012 · Bank of America Gen'l Ckg	
Bill	12/31/2014	0023230253		Office Water Bottle - December 2014	6031.7 · Other Office Supplies	90.39
TOTAL						<u>90.39</u>
Bill Pmt -Check	01/15/2015	18326	BOWCOCK, ROBERT	Board Member Compensation	1012 · Bank of America Gen'l Ckg	
Bill	12/12/2014	12/12 Special Board		12/12/14 Special Board Meeting	6311 · Board Member Compensation	125.00

CHINO BASIN WATERMASTER
Cash Disbursements For The Month of
January 2015

Financial Report - B1

	<u>Type</u>	<u>Date</u>	<u>Num</u>	<u>Name</u>	<u>Memo</u>	<u>Account</u>	<u>Paid Amount</u>
TOTAL							125.00
	Bill Pmt -Check	01/15/2015	18327	CHARTER COMMUNICATIONS	8245100651455350	1012 · Bank of America Gen'l Ckg	
	Bill	01/02/2015	8245100651455350		8245100651455350	6053 · Internet Expense	44.99
TOTAL							44.99
	Bill Pmt -Check	01/15/2015	18328	COSTCO WHOLESALE	7003-7309-1000-2744	1012 · Bank of America Gen'l Ckg	
	Bill	12/23/2014	7003730910002744		Miscellaneous office supplies	6031.7 · Other Office Supplies	706.22
					Copy paper	8031.1 · Copy Paper	41.98
					Toner	6031.7 · Other Office Supplies	159.61
TOTAL							907.81
	Bill Pmt -Check	01/15/2015	18329	CRAIG, ROBERT		1012 · Bank of America Gen'l Ckg	
	Bill	12/02/2014	12/02 Admin Mtg		12/02/14 Administrative Meeting	6311 · Board Member Compensation	125.00
	Bill	12/11/2014	12/11 Spec Appro		12/11/14 Special Appropriative Pool Meeting	6311 · Board Member Compensation	125.00
	Bill	12/12/2014	12/12 Special Board		12/12/14 Special Board Meeting	6311 · Board Member Compensation	125.00
	Bill	12/18/2014	12/18 Admin Mtg		12/18/14 Administrative Meeting	6311 · Board Member Compensation	125.00
TOTAL							500.00
P10	Bill Pmt -Check	01/15/2015	18330	DE BOOM, NATHAN	Ag Pool Member Compensation	1012 · Bank of America Gen'l Ckg	
	Bill	12/11/2014	12/11 Spec Ag Mtg		12/11/14 Special Ag Pool Meeting	8411 · Compensation	25.00
					Ag Pool Member Compensation	8470 · Ag Meeting Attend -Special	100.00
TOTAL							125.00
	Bill Pmt -Check	01/15/2015	18331	DE HAAN, HENRY	Ag POOL MEMBER COMPENSATION	1012 · Bank of America Gen'l Ckg	
	Bill	12/11/2014	12/11 Spec Ag Mtg		12/11/14 Special Ag Pool Mtg w/ WM Counsel	8411 · Compensation	25.00
					Ag Pool Member Compensation	8470 · Ag Meeting Attend -Special	100.00
TOTAL							125.00
	Bill Pmt -Check	01/15/2015	18332	DIRECTV	019447404	1012 · Bank of America Gen'l Ckg	
	Bill	12/31/2014	019447404		12/19/14 - 1/18/15	6031.7 · Other Office Supplies	105.98
TOTAL							105.98
	Bill Pmt -Check	01/15/2015	18333	EGOSCUE LAW GROUP	10853	1012 · Bank of America Gen'l Ckg	
	Bill	12/31/2014	10853		Ag Pool Legal Services - December 2014	8467 · Ag Legal & Technical Services	7,912.50
TOTAL							7,912.50
	Bill Pmt -Check	01/15/2015	18334	ELIE, STEVEN		1012 · Bank of America Gen'l Ckg	
	Bill	12/11/2014	12/11 Spec Advisory		12/11/14 Special Advisory Committee Meeting	6311 · Board Member Compensation	125.00
	Bill	12/12/2014	12/12 Special Board		12/12/14 Special Board Meeting	6311 · Board Member Compensation	125.00

CHINO BASIN WATERMASTER
Cash Disbursements For The Month of
January 2015

Type	Date	Num	Name	Memo	Account	Paid Amount
TOTAL						250.00
Bill Pmt -Check	01/15/2015	18335	FEENSTRA, BOB		1012 · Bank of America Gen'l Ckg	
Bill	12/11/2014	12/11 Spec Ag Mtg		12/11/14 Special Ag Pool Meeting	8470 · Ag Meeting Attend -Special	125.00
Bill	12/11/2014	12/11 Spec Advisory		12/11/14 Special Advisory Committee Meeting	8470 · Ag Meeting Attend -Special	125.00
Bill	12/12/2014	12/12 Spec Bd Mtg		12/12/14 Special Board Meeting	8470 · Ag Meeting Attend -Special	125.00
Bill	12/23/2014	12/23 Ag Mtg		12/23/14 Ag Meeting with WM Counsel Slater	8470 · Ag Meeting Attend -Special	125.00
TOTAL						500.00
Bill Pmt -Check	01/15/2015	18336	GALLEANO, DON	VOID: BOARD MEMBER COMPENSATION	1012 · Bank of America Gen'l Ckg	0.00
						0.00
TOTAL						
Bill Pmt -Check	01/15/2015	18337	HALL, PETE*		1012 · Bank of America Gen'l Ckg	
Bill	12/11/2014	12/11 Spec Ag Mtg		12/11/14 Special Ag Pool Meeting	8470 · Ag Meeting Attend -Special	125.00
Bill	12/11/2014	12/11 Spec Advisory		12/11/14 Special Advisory Committee Meeting	8470 · Ag Meeting Attend -Special	125.00
Bill	12/11/2014	12/11 Spec Appro		12/11/14 Special Appropriative Pool Meeting	8470 · Ag Meeting Attend -Special	125.00
Bill	12/12/2014	12/12 Spec Board Mtg		12/12/14 Special Board Meeting	8470 · Ag Meeting Attend -Special	125.00
Bill	12/23/2014	12/23 Ag Mtg		12/23/14 Ag Pool Meeting w/WM Counsel Slater	8470 · Ag Meeting Attend -Special	125.00
TOTAL						625.00
Bill Pmt -Check	01/15/2015	18338	KOOPMAN, GENE	Ag Pool Member Meeting Compensation	1012 · Bank of America Gen'l Ckg	
Bill	12/11/2014	12/11 Spec Ag Mtg		12/11/14 Special Ag Pool Meeting	8470 · Ag Meeting Attend -Special	125.00
TOTAL						125.00
Bill Pmt -Check	01/15/2015	18339	KUHN, BOB	Board Member Compensation	1012 · Bank of America Gen'l Ckg	
Bill	12/12/2014	12/12 Special Board		12/12/14 Special Board Meeting	6311 · Board Member Compensation	125.00
TOTAL						125.00
Bill Pmt -Check	01/15/2015	18340	MATHIS GROUP	16763	1012 · Bank of America Gen'l Ckg	
Bill	12/31/2014	16763		Progress Billing - 16763	6013 · Human Resources Services	3,087.00
TOTAL						3,087.00
Bill Pmt -Check	01/15/2015	18341	MONTE VISTA WATER DIST		1012 · Bank of America Gen'l Ckg	
Bill	12/11/2014	12/11 Spec Advisory		12/11/14 Special Advisory Committee Meeting	6311 · Board Member Compensation	125.00
Bill	12/12/2014	12/12 Special Board		12/12/14 Special Board Meeting	6311 · Board Member Compensation	125.00
TOTAL						250.00
Bill Pmt -Check	01/15/2015	18342	PARK PLACE COMPUTER SOLUTIONS, INC.	494	1012 · Bank of America Gen'l Ckg	
Bill	12/31/2014	494		IT Consulting Services - December 2014	6052.1 · Park Place Comp Solutn	2,525.00

CHINO BASIN WATERMASTER
Cash Disbursements For The Month of
January 2015

Financial Report - B1

	<u>Type</u>	<u>Date</u>	<u>Num</u>	<u>Name</u>	<u>Memo</u>	<u>Account</u>	<u>Paid Amount</u>
TOTAL							2,525.00
	Bill Pmt -Check	01/15/2015	18343	PAYCHEX	2014122500	1012 · Bank of America Gen'l Ckg	
	Bill	12/31/2014	2014122500		December 2014	6012 · Payroll Services	272.63
TOTAL							272.63
	Bill Pmt -Check	01/15/2015	18344	PIERSON, JEFFREY		1012 · Bank of America Gen'l Ckg	
	Bill	12/11/2014	12/11 Spec Ag Mtg		12/11/14 Special Ag Pool Meeting	8470 · Ag Meeting Attend -Special	125.00
	Bill	12/11/2014	12/11 Spec Advisory		12/11/14 Special Advisory Committee Meeting	8470 · Ag Meeting Attend -Special	125.00
	Bill	12/12/2014	12/12 Spec Board Mtg		12/12/14 Special Board Meeting	8470 · Ag Meeting Attend -Special	125.00
	Bill	12/23/2014	12/23 Ag Mtg		12/23/14 Ag Meeting with WM Counsel Slater	8470 · Ag Meeting Attend -Special	125.00
TOTAL							500.00
	Bill Pmt -Check	01/15/2015	18345	PREMIERE GLOBAL SERVICES	17719769	1012 · Bank of America Gen'l Ckg	
	Bill	12/31/2014	17719769		WM Coordination call on 12/01	6909.1 · OBMP Meetings	4.06
					Personnel Committee follow up call on 12/08	6141.2 · Committee Meetings	11.62
					Personnel Committee follow up call on 12/08	6141.2 · Committee Meetings	4.76
					WM Coordination call on 12/08	6909.1 · OBMP Meetings	4.06
					Section 5 implementation call on 12/09	6909.1 · OBMP Meetings	10.75
					Ag Pool Special Meeting call on 12/11	8412 · Meeting Expenses	56.70
					Advisory Committee Special Mtg. call on 12/11	6212 · Meeting Expense	60.82
					Non-Ag Pool Special Meeting call on 12/11	8512 · Meeting Expense	4.06
					Special Board Meeting call on 12/12	6312 · Meeting Expenses	52.47
					Special Board Meeting call on 12/12	6312 · Meeting Expenses	4.06
					WM Coordination call on 12/15	6909.1 · OBMP Meetings	4.07
					WM Coordination call on 12/15	6909.1 · OBMP Meetings	12.71
					Conf. call on 12/16	6909.1 · OBMP Meetings	9.89
					Safe Yield Recalculation call on 12/18	6909.1 · OBMP Meetings	14.34
					WM Coordination call on 12/22	6909.1 · OBMP Meetings	8.27
					Fee - General Line	6022 · Telephone	49.00
					Fee - Confidential Line	6022 · Telephone	49.00
TOTAL							360.64
	Bill Pmt -Check	01/15/2015	18346	PUBLIC EMPLOYEES' RETIREMENT SYSTEM	Payor #3493	1012 · Bank of America Gen'l Ckg	
	General Journal	12/20/2014	12/20/204	PUBLIC EMPLOYEES' RETIREMENT SYSTEM	CalPERS Retirement for 12/07/14-12/20/14	2000 · Accounts Payable	7,910.05
TOTAL							7,910.05
	Bill Pmt -Check	01/15/2015	18347	PURCHASE POWER	8000909000168851	1012 · Bank of America Gen'l Ckg	
	Bill	12/31/2014	8000909000168851		Checks overnighted to BHFS and WE Inc.	6042 · Postage - General	43.68
TOTAL							43.68

P12

CHINO BASIN WATERMASTER
Cash Disbursements For The Month of
January 2015

Type	Date	Num	Name	Memo	Account	Paid Amount
Bill Pmt -Check	01/15/2015	18348	RIGHT OF WAY, INC.	16073	1012 · Bank of America Gen'l Ckg	
Bill	12/24/2014	16073		16073	7103.6 · Grdwtr Qual-Supplies	195.00
TOTAL						195.00
Bill Pmt -Check	01/15/2015	18349	RODRIGUEZ, ARNOLD		1012 · Bank of America Gen'l Ckg	
Bill	12/11/2014	12/11 Spec Appro		12/11/14 Special Appropriative Pool Meeting	6311 · Board Member Compensation	125.00
Bill	12/12/2014	12/12 Special Board		12/12/14 Special Board Meeting	6311 · Board Member Compensation	125.00
TOTAL						250.00
Bill Pmt -Check	01/15/2015	18350	RON SHELLEY'S AUTOMOTIVE	5993	1012 · Bank of America Gen'l Ckg	
Bill	01/06/2015	5993		Oil change, diagnose check engine light-Expedition	6177 · Vehicle Repairs & Maintenance	93.46
TOTAL						93.46
Bill Pmt -Check	01/15/2015	18351	SAN BERNARDINO COUNTY FLOOD CONTROL	P-22998284, File 1-801/2.04	1012 · Bank of America Gen'l Ckg	
Bill	12/31/2014	P-11998284		Annual Inspection Fee for San Sevaine Channel	6909.3 · Other OBMP Expenses	1,900.00
TOTAL						1,900.00
P13 Bill Pmt -Check	01/15/2015	18352	STAPLES BUSINESS ADVANTAGE	2032587876	1012 · Bank of America Gen'l Ckg	
Bill	12/20/2014	8032587876		Miscellaneous office supplies	6031.7 · Other Office Supplies	397.30
TOTAL						397.30
Bill Pmt -Check	01/15/2015	18353	SUCCESS MAGAZINE		1012 · Bank of America Gen'l Ckg	
Bill	01/05/2015			Subscription to Success Magazine for office	6112 · Subscriptions/Publications	44.99
TOTAL						44.99
Bill Pmt -Check	01/15/2015	18354	THOMAS HARDER & CO		1012 · Bank of America Gen'l Ckg	
Bill	12/31/2014	10		November 2014	8306 · Consulting/Engineering Services	3,373.03
Bill	12/31/2014	9		October 2014	8306 · Consulting/Engineering Services	718.78
TOTAL						4,091.81
Bill Pmt -Check	01/15/2015	18355	UNION 76	7076-2245-3035-5049	1012 · Bank of America Gen'l Ckg	
Bill	12/31/2014	7076224530355049		December 2014	6175 · Vehicle Fuel	109.44
TOTAL						109.44
Bill Pmt -Check	01/15/2015	18356	VANDEN HEUVEL, GEOFFREY	6311	1012 · Bank of America Gen'l Ckg	
Bill	12/11/2014	12/11 Special Ag Mtg		12/11/14 Special Ag Pool Meeting	6311 · Board Member Compensation	125.00
Bill	12/12/2014	12/12 Special Board		12/12/14 Special Board Meeting	6311 · Board Member Compensation	125.00
Bill	12/23/2014	12/23 Ag Mtg		12/23/14 Ag Pool Mtg with WM Counsel Slater	6311 · Board Member Compensation	125.00
TOTAL						375.00

CHINO BASIN WATERMASTER
Cash Disbursements For The Month of
January 2015

Type	Date	Num	Name	Memo	Account	Paid Amount
Bill Pmt -Check	01/15/2015	18357	VANDEN HEUVEL, ROB		1012 · Bank of America Gen'l Ckg	
Bill	12/11/2014	12/11 Spec Ag Mtg		12/11/14 Special Ag Pool Meeting	8470 · Ag Meeting Attend -Special	125.00
Bill	12/11/2014	12/11 Spec Advisory		12/11/14 Special Advisory Committee Meeting	8470 · Ag Meeting Attend -Special	125.00
Bill	12/12/2014	12/12 Special Board		12/12/14 Special Board Meeting	8470 · Ag Meeting Attend -Special	125.00
TOTAL						375.00
Bill Pmt -Check	01/15/2015	18358	VERIZON		1012 · Bank of America Gen'l Ckg	
Bill	12/22/2014	012519128144592510		012519128144592510	6022 · Telephone	132.85
Bill	12/31/2014	012561121521714508		012561121521714508	7405 · PE4-Other Expense	189.17
TOTAL						322.02
Bill Pmt -Check	01/15/2015	18359	VISION SERVICE PLAN	00-101789-0001	1012 · Bank of America Gen'l Ckg	
Bill	12/31/2014	001017890001		Vision Insurance - January 2015	60182.2 · Dental & Vision Ins	85.86
TOTAL						85.86
Bill Pmt -Check	01/15/2015	18360	YUKON DISPOSAL SERVICE	08-K2 213849	1012 · Bank of America Gen'l Ckg	
Bill	01/05/2015	08-k2 213849		Service for January 2015	6024 · Building Repair & Maintenance	111.57
TOTAL						111.57
Bill Pmt -Check	01/15/2015	18361	U S POSTMASTER	Postage Due Account	1012 · Bank of America Gen'l Ckg	
Bill	01/15/2015			Replenish Postage Due account	6042 · Postage - General	20.00
TOTAL						20.00
General Journal	01/17/2015	01/17/2015	Payroll and Taxes for 01/04/15-01/17/15	Payroll and Taxes for 01/04/15-01/17/15	1012 · Bank of America Gen'l Ckg	
				Direct Deposits for 01/04/15-01/17/15	1012 · Bank of America Gen'l Ckg	22,836.61
				Employee Garnishment for 01/04/15-01/17/15	1012 · Bank of America Gen'l Ckg	125.76
				Payroll Taxes for 01/04/15-01/17/15	1012 · Bank of America Gen'l Ckg	9,909.33
				Payroll Checks for 01/04/15-01/17/15	1014 · Bank of America P/R Ckg	1,368.94
			ICMA-RC	457 Employee Deduction for 01/04/15-01/17/15	1012 · Bank of America Gen'l Ckg	3,425.07
			ICMA-RC	401(a) Employee Deduction for 01/04/15-01/17/15	1012 · Bank of America Gen'l Ckg	1,106.05
TOTAL						38,771.76
Bill Pmt -Check	01/19/2015	18362	ACWA JOINT POWERS INSURANCE AUTHORITY	0331337	1012 · Bank of America Gen'l Ckg	
Bill	01/13/2015	0331337		Prepayment - February 2015	1409 · Prepaid Life, BAD&D & LTD	129.83
				January 2015	60191 · Life & Disab.Ins Benefits	126.18
TOTAL						256.01
Bill Pmt -Check	01/19/2015	18363	CORELOGIC INFORMATION SOLUTIONS	81377912	1012 · Bank of America Gen'l Ckg	
Bill	12/31/2014	81377912		81377912	7103.7 · Grdwtr Qual-Computer Svc	62.50

CHINO BASIN WATERMASTER
Cash Disbursements For The Month of
January 2015

Financial Report - B1

Type	Date	Num	Name	Memo	Account	Paid Amount
				81377912	7101.4 · Prod Monitor-Computer	62.50
TOTAL						125.00
Bill Pmt -Check	01/19/2015	18364	HR DIRECT / GNEIL	INV2651709	1012 · Bank of America Gen'l Ckg	
Bill	01/08/2015	INV2651709		Poster guard protection for Federal HR Posters	6031.7 · Other Office Supplies	69.99
TOTAL						69.99
Bill Pmt -Check	01/19/2015	18365	MATHIS GROUP	16766	1012 · Bank of America Gen'l Ckg	
Bill	01/13/2015	16766		Progress Billing - 16766	6013 · Human Resources Services	2,625.00
TOTAL						2,625.00
Bill Pmt -Check	01/19/2015	18366	MCCALL'S METER SALES & SERVICE	26404	1012 · Bank of America Gen'l Ckg	
Bill	01/02/2015	26404		26404	7102.7 · In-line Meter-Labor	4,207.95
TOTAL						4,207.95
Bill Pmt -Check	01/19/2015	18367	OFFICE PRIDE	330165	1012 · Bank of America Gen'l Ckg	
Bill	01/01/2015	330165		330165	6024 · Building Repair & Maintenance	988.32
TOTAL						988.32
Bill Pmt -Check	01/19/2015	18368	PUBLIC EMPLOYEES' RETIREMENT SYSTEM	Payor #3493	1012 · Bank of America Gen'l Ckg	
Bill	01/13/2015	100000014451562		Classic Member Survivor Benefit 7/01/14 - 6/30/15	60180 · Employers PERS Expense	360.00
Bill	01/13/2015	100000014452464		New Member Survivor Benefit 7/01/14 - 6/30/15	60180 · Employers PERS Expense	120.00
TOTAL						480.00
Bill Pmt -Check	01/19/2015	18369	STAPLES BUSINESS ADVANTAGE	8032723179	1012 · Bank of America Gen'l Ckg	
Bill	01/13/2015	8032723179		Stamp	6031.7 · Other Office Supplies	70.47
TOTAL						70.47
Bill Pmt -Check	01/19/2015	18370	THOMAS HARDER & CO	11	1012 · Bank of America Gen'l Ckg	
Bill	01/13/2015	11		December 2014	8306 · Consulting/Engineering Services	1,870.00
TOTAL						1,870.00
Bill Pmt -Check	01/19/2015	18371	VERIZON WIRELESS	9738319756	1012 · Bank of America Gen'l Ckg	
Bill	01/14/2015	9738319756		Monthly service	6022 · Telephone	296.47
TOTAL						296.47
Bill Pmt -Check	01/19/2015	18372	WESTERN DENTAL SERVICES, INC.	11882	1012 · Bank of America Gen'l Ckg	
Bill	01/13/2015	11882		Dental insurance - January 2015	60182.2 · Dental & Vision Ins	15.00
TOTAL						15.00

CHINO BASIN WATERMASTER
Cash Disbursements For The Month of
January 2015

Type	Date	Num	Name	Memo	Account	Paid Amount
Bill Pmt -Check	01/19/2015	18373	PUBLIC EMPLOYEES' RETIREMENT SYSTEM	Payor #3493	1012 · Bank of America Gen'l Ckg	
General Journal	12/31/2014	12/31/2014	PUBLIC EMPLOYEES' RETIREMENT SYSTEM	CalPERS Retirement for 12/21/14-01/03/15	2000 · Accounts Payable	7,948.97
TOTAL						7,948.97
Bill Pmt -Check	01/19/2015	18374	INLAND EMPIRE UTILITIES AGENCY	90015344	1012 · Bank of America Gen'l Ckg	
Bill	01/05/2015	90015344		Groundwater Recharge O&M - 3rd Quarter	7206 · Comp Recharge-O&M	134,108.48
TOTAL						134,108.48
Bill Pmt -Check	01/20/2015	18375	CALPERS	1394905143	1012 · Bank of America Gen'l Ckg	
Bill	01/19/2015	1394905143		Medical Insurance - February 2015	60182.1 · Medical Insurance	7,598.11
TOTAL						7,598.11
Bill Pmt -Check	01/20/2015	18376	CUCAMONGA VALLEY WATER DISTRICT	Lease due February 1, 2015	1012 · Bank of America Gen'l Ckg	
Bill	01/19/2015			Lease due February 1, 2015	1422 · Prepaid Rent	6,283.20
TOTAL						6,283.20
Bill Pmt -Check	01/20/2015	18377	PETTY CASH	2506-2516	1012 · Bank of America Gen'l Ckg	
Bill	01/19/2015	2506-2516		Reimbursement to PK for mileage, parking, dinner	6191 · Conferences - General	168.00
				Purchase supplies for water level	7104.6 · Grdwtr Level-Supplies	2.96
				Purchase supplies for admin mtg.	6141.3 · Admin Meetings	25.19
				Purchase miscellaneous office supplies	6031.7 · Other Office Supplies	40.09
				Purchase supplies-SY meetings on 1/09 and 1/16	6909.1 · OBMP Meetings	55.60
TOTAL						291.84
Bill Pmt -Check	01/20/2015	18378	R&D PEST SERVICES	0185155	1012 · Bank of America Gen'l Ckg	
Bill	01/19/2015	0185155		Outside/Inside pest control	6024 · Building Repair & Maintenance	100.00
TOTAL						100.00
Bill Pmt -Check	01/20/2015	18379	STAULA, MARY L	Retiree Medical	1012 · Bank of America Gen'l Ckg	
Bill	01/31/2015				60182.4 · Retiree Medical	25.76
TOTAL						25.76
Bill Pmt -Check	01/20/2015	18380	ZANGWILL, BRADLEY		1012 · Bank of America Gen'l Ckg	
Bill	01/19/2015			Pictures-new Board Members & Committee Chairs	6147 · Other Admin Expenses	300.00
TOTAL						300.00
Bill Pmt -Check	01/22/2015	18381	BROWNSTEIN HYATT FARBER SCHRECK		1012 · Bank of America Gen'l Ckg	
Bill	12/31/2014	588943		588943	6078 · BHFS Legal - Miscellaneous	5,562.90
				Expenses	6078 · BHFS Legal - Miscellaneous	13.71
				Expenses	6375 · BHFS Legal - Board Meeting	150.00

P16

CHINO BASIN WATERMASTER
Cash Disbursements For The Month of
January 2015

Type	Date	Num	Name	Memo	Account	Paid Amount
				Expenses	6907.42 · Safe Yield Recalculation	600.00
				Expenses	6275 · BHFS Legal - Advisory Committee	375.00
Bill	12/31/2014	588944		Alvarez-CalPERS	6073 · BHFS Legal - Personnel Matters	2,337.30
				Personnel	6073 · BHFS Legal - Personnel Matters	2,749.50
				Personnel	6073 · BHFS Legal - Personnel Matters	57.58
Bill	12/31/2014	588945		588945	6375 · BHFS Legal - Board Meeting	3,106.35
Bill	12/31/2014	588946		588946	8375 · BHFS Legal - Appropriative Pool	63.00
Bill	12/31/2014	588947		588947	8475 · BHFS Legal - Agricultural Pool	63.00
Bill	12/31/2014	588948		588948	8575 · BHFS Legal - Non-Ag Pool	126.00
Bill	12/31/2014	588949		588949	6071 · BHFS Legal - Court Coordination	1,661.40
Bill	12/31/2014	588950		588950	6077 · BHFS Legal - Party Status Maint	126.00
Bill	12/31/2014	588951		588951	6907.39 · Recharge Master Plan	3,072.60
Bill	12/31/2014	588952		588952	6907.42 · Safe Yield Recalculation	47,366.10
Bill	12/31/2014	588953		588953	6078.12 · CCG Motion	346.50
TOTAL						67,776.94
			WILDERMUTH ENVIRONMENTAL INC		1012 · Bank of America Gen'l Ckg	
Bill Pmt -Check	01/22/2015	18382				
Bill	12/31/2014	2014411		2014411	6906.31 · OBMP-Pool, Adv. Board Mtgs	172.50
Bill	12/31/2014	2014412		2014412	6906.71 · OBMP-Data Req.-CBWM Staff	215.00
Bill	12/31/2014	2014413		2014413	6906.72 · OBMP-Data Req.-Non CBWM Staff	2,665.50
Bill	12/31/2014	2014414		2014414	6906 · OBMP Engineering Services	1,848.75
Bill	12/31/2014	2014415		2014415	6906.73 · OBMP-Safe Yield Recalculation	560.00
Bill	12/31/2014	2014416		2014416	6906.21 · State of the Basin Report	15,782.50
Bill	12/31/2014	2014417		2014417	7103.3 · Grdwtr Qual-Engineering	3,273.75
Bill	12/31/2014	2014418		2014418	7104.3 · Grdwtr Level-Engineering	6,429.90
Bill	12/31/2014	2014419		2014419	7107.61 · Grd Level-Chino Hills ASR	577.50
Bill	12/31/2014	2014420		2014420	7107.2 · Grd Level-Engineering	2,744.90
				Michael C. Carpenter	7107.6 · Grd Level-Contract Svcs	4,471.04
				Zumasys	7107.6 · Grd Level-Contract Svcs	255.00
Bill	12/31/2014	2014421		2014421	7108.7 · Hydraulic Control - Prado Basin	206.25
Bill	12/31/2014	2014422		2014422	7202.2 · Engineering Svc	9,369.25
Bill	12/31/2014	2014423		2014423	7202.3 · Comp Recharge-Implementation	156.25
Bill	12/31/2014	2014424		2014424	7402 · PE4-Engineering	33,984.75
Bill	12/31/2014	2014425		2014425	7502 · PE6&7-Engineering	1,046.25
TOTAL						83,759.09
Bill Pmt -Check	01/26/2015	18383	BANK OF AMERICA	XXXX-XXXX-XXXX-9341	1012 · Bank of America Gen'l Ckg	
Bill	12/31/2014	XXXX-XXXX-XXXX-9341		Registration fee-Wilson-April 24-26, 2015 TECH15	6191 · Conferences - General	560.00
				Holiday luncheon for Watermaster staff	6141.3 · Admin Meetings	365.66
				Purchase replacement parts/cleaning supplies	6031.7 · Other Office Supplies	37.66

CHINO BASIN WATERMASTER
Cash Disbursements For The Month of
January 2015

Financial Report - B1

<u>Type</u>	<u>Date</u>	<u>Num</u>	<u>Name</u>	<u>Memo</u>	<u>Account</u>	<u>Paid Amount</u>
				Purchase beverages for meetings	6031.7 · Other Office Supplies	23.75
				Purchase Avery tabs and dividers	6031.7 · Other Office Supplies	12.90
				Purchase planning notebook and earbuds	6031.7 · Other Office Supplies	52.72
				Hotel-PK-ACWA Fall 2014 Conference	6191 · Conferences - General	874.77
				Registration-Truong-attend webinar	6192 · Training & Seminars	49.00
				Registration-Truong- attend webinar	6192 · Training & Seminars	179.00
				Purchase curtain rod for auxilliary room	6031.7 · Other Office Supplies	5.60
				Purchase curtains for auxilliary room	6031.7 · Other Office Supplies	30.58
TOTAL						<u>2,191.68</u>
Bill Pmt -Check	01/26/2015	18384	INLAND EMPIRE UTILITIES AGENCY	1800002450	1012 · Bank of America Gen'l Ckg	
Bill	01/19/2015	1800002450		Wineville Basin IEUA/CBWM Cost Share Project	7209.2 · Wineville Basin (TO #6)	144,420.29
TOTAL						<u>144,420.29</u>
Bill Pmt -Check	01/26/2015	18385	LEGAL SHIELD	0111802	1012 · Bank of America Gen'l Ckg	
Bill	01/20/2015	0111802		Employee deductions - January 2015	60194 · Other Employee Insurance	51.80
TOTAL						<u>51.80</u>
P18 Bill Pmt -Check	01/26/2015	18386	PITNEY BOWES CREDIT CORPORATION	6684246	1012 · Bank of America Gen'l Ckg	
Bill	01/20/2015	6684246		Postage meter lease	6044 · Postage Meter Lease	548.62
TOTAL						<u>548.62</u>
Bill Pmt -Check	01/26/2015	18387	UNITED HEALTHCARE	0036722056	1012 · Bank of America Gen'l Ckg	
Bill	01/20/2015	0036722056		Dental Insurance - February 2015	60182.2 · Dental & Vision Ins	726.63
TOTAL						<u>726.63</u>
Bill Pmt -Check	01/27/2015	18388	CHEF DAVE'S CAFE & CATERING		1012 · Bank of America Gen'l Ckg	
Bill	01/09/2015	5286		Safe Yield Recalculation lunch-01/09/15	6909.1 · OBMP Meetings	561.50
Bill	01/22/2015	5295		Lunch for 01/22/15 Watermaster Board meeting	6312 · Meeting Expenses	391.40
TOTAL						<u>952.90</u>
Bill Pmt -Check	01/27/2015	18389	DIRECTV	019447404	1012 · Bank of America Gen'l Ckg	
Bill	01/26/2015	019447404		1/19/15 - 2/18/15	6031.7 · Other Office Supplies	105.98
TOTAL						<u>105.98</u>
Bill Pmt -Check	01/27/2015	18390	EUROFINS EATON ANALYTICAL		1012 · Bank of America Gen'l Ckg	
Bill	12/31/2014	L0194754		L0194754	7103.5 · Grdwtr Qual-Lab Svcs	1,456.00
Bill	12/31/2014	L0194755		L0194755	7103.5 · Grdwtr Qual-Lab Svcs	2,074.00
Bill	12/31/2014	L0194477		L0194477	7103.5 · Grdwtr Qual-Lab Svcs	838.00
Bill	12/31/2014	L0194476		L0194476	7103.5 · Grdwtr Qual-Lab Svcs	838.00

CHINO BASIN WATERMASTER
Cash Disbursements For The Month of
January 2015

Type	Date	Num	Name	Memo	Account	Paid Amount
Bill	12/31/2014	L0194475		L0194475	7103.5 · Grdwtr Qual-Lab Svcs	838.00
Bill	12/31/2014	L0193281		L0193281	7103.5 · Grdwtr Qual-Lab Svcs	1,456.00
Bill	12/31/2014	L0189224		L0189224	7108.4 · Hydraulic Control-Lab Svcs	1,004.00
TOTAL						8,504.00
Bill Pmt -Check	01/27/2015	18391	GREAT AMERICA LEASING CORP.	16416568	1012 · Bank of America Gen'l Ckg	
Bill	01/22/2015	16416568		Invoice	6043.1 · Ricoh Lease Fee	3,252.70
TOTAL						3,252.70
Bill Pmt -Check	01/27/2015	18392	STANDARD INSURANCE CO.	Policy # 00-649299-0009	1012 · Bank of America Gen'l Ckg	
Bill	01/21/2015	006492990009		Policy # 00-649299-0009	60191 · Life & Disab.Ins Benefits	709.09
				Outstanding balance, rate change as of 01/01/15	60191 · Life & Disab.Ins Benefits	123.01
TOTAL						832.10
Bill Pmt -Check	01/27/2015	18393	STAPLES BUSINESS ADVANTAGE	8032807524	1012 · Bank of America Gen'l Ckg	
Bill	01/10/2015	8032807524		Miscellaneous office supplies	6031.7 · Other Office Supplies	46.17
TOTAL						46.17
P19						
Bill Pmt -Check	01/27/2015	18394	TW TELECOM	06765186	1012 · Bank of America Gen'l Ckg	
Bill	01/21/2015	06765186		1/10/15-2/09/15	6053 · Internet Expense	1,041.09
TOTAL						1,041.09
Bill Pmt -Check	01/27/2015	18395	WESTERN MUNICIPAL WATER DISTRICT	Board Member Compensation	1012 · Bank of America Gen'l Ckg	
Bill	12/12/2014	12/12 Board Mtg		12/12/14 Special Board Meeting Comp-Galleano	6311 · Board Member Compensation	125.00
TOTAL						125.00
Bill Pmt -Check	01/27/2015	18396	YUKON DISPOSAL SERVICE	08-K2 213849	1012 · Bank of America Gen'l Ckg	
Bill	01/26/2015	08-K2 213849		Disposal service - February 2015	6024 · Building Repair & Maintenance	111.57
TOTAL						111.57
General Journal	01/31/2015	01/31/2015	Payroll and Taxes for 01/18/15-01/31/15	Payroll and Taxes for 01/18/15-01/31/15	1012 · Bank of America Gen'l Ckg	
				Direct Deposits for 01/18/15-01/31/15	1012 · Bank of America Gen'l Ckg	22,322.13
				Employee Garnishments for 01/18/15-01/31/15	1012 · Bank of America Gen'l Ckg	125.76
				Payroll Taxes for 01/18/15-01/31/15	1012 · Bank of America Gen'l Ckg	8,974.49
				Payroll Checks for 01/18/15-01/31/15	1012 · Bank of America Gen'l Ckg	1,368.94
			ICMA-RC	457 Employee Deductions for 01/18/15-01/31/15	1012 · Bank of America Gen'l Ckg	3,425.07
			ICMA-RC	401(a) Employee Deductions for 01/18/15-01/31/15	1012 · Bank of America Gen'l Ckg	1,106.05
TOTAL						37,322.44
General Journal	01/31/2015	01/31/2015	Wage Works FSA Direct Debits - Jan 2015	Wage Works FSA Direct Debits - Jan 2015	1012 · Bank of America Gen'l Ckg	

CHINO BASIN WATERMASTER
Cash Disbursements For The Month of
January 2015

Type	Date	Num	Name	Memo	Account	Paid Amount
				Wage Works FSA Direct Debits - Jan 2015	1012 - Bank of America Gen'l Ckg	741.90
				Wage Works FSA Direct Debits - Jan 2015	1012 - Bank of America Gen'l Ckg	549.60
				Wage Works FSA Direct Debits - Jan 2015	1012 - Bank of America Gen'l Ckg	81.50
TOTAL						<u>1,373.00</u>
					Total Disbursements:	<u><u>684,390.10</u></u>

P20



CHINO BASIN WATERMASTER

9641 San Bernardino Road, Rancho Cucamonga, Ca 91730
Tel: 909.484.3888 Fax: 909.484.3890 www.cbwm.org

PETER KAVOUNAS, P.E.
General Manager

STAFF REPORT

DATE: March 19, 2015
TO: Advisory Committee Members
SUBJECT: VISA Check Detail Report - Financial Report B2 (January 31, 2015)

SUMMARY

Issue: Record of VISA credit card payment disbursed for the month of January 31, 2015.

Recommendation: Receive and file VISA Check Detail Report for January 31, 2015 as presented.

Financial Impact: Funds disbursed were included in the FY 2014/15 "Amended" Watermaster Budget.

Future Consideration

Advisory Committee: March 19, 2015; Receive and File

Watermaster Board: March 26, 2015; Receive and File (Normal Course of Business)

ACTIONS:

March 12, 2015 – Appropriative Pool – Unanimously approved

March 12, 2015 – Non-Agricultural Pool – Moved unanimously to receive and file, without approval

March 12, 2015 – Agricultural Pool – Unanimously approved

March 19, 2015 – Advisory Committee –

March 26, 2015 – Watermaster Board –

BACKGROUND

A monthly VISA Check Detail report is provided to keep all members apprised of Watermaster expenditures charged against the General Manager, Assistant General Manager and Chief Financial Officer's Bank of America VISA card.

DISCUSSION

The total cash disbursement during the month of January 2015 was \$2,191.68. The payment was processed by check number 18383 dated January 26, 2015. The monthly charges for January 2015 of \$2,191.68 were for routine and customary expenditures and properly documented with receipts.

ATTACHMENTS

1. Financial Report - B2

CHINO BASIN WATERMASTER
 VISA Check Detail Report
 January 2015

Type	Num	Date	Name	Memo	Account	Paid Amount
Bill Pmt -Check	01/26/2015	18383	BANK OF AMERICA	XXXX-XXXX-XXXX-9341	1012 · Bank of America Gen'l Ckg	
Bill	12/31/2014	XXXX-XXXX-XXXX-9341		Registration fee-Wilson-April 24-26, 2015 TECH15	6191 · Conferences - General	560.00
				Holiday luncheon for Watermaster staff	6141.3 · Admin Meetings	365.68
				Purchase replacement parts/cleaning supplies	6031.7 · Other Office Supplies	37.68
				Purchase beverages for meetings	6031.7 · Other Office Supplies	23.75
				Purchase Avery tabs and dividers	6031.7 · Other Office Supplies	12.90
				Purchase planning notebook and earbuds	6031.7 · Other Office Supplies	52.72
				Hotel-PK-ACWA Fall 2014 Conference	6191 · Conferences - General	874.77
				Registration-Truong-attend webinar	6192 · Training & Seminars	49.00
				Registration-Truong- attend webinar	6192 · Training & Seminars	179.00
				Purchase curtain rod for auxilliary room	6031.7 · Other Office Supplies	5.60
				Purchase curtains for auxilliary room	6031.7 · Other Office Supplies	30.58
TOTAL					Total Disbursements:	<u>2,191.68</u>

P23

THIS PAGE
HAS
INTENTIONALLY
BEEN LEFT
BLANK
FOR PAGINATION



CHINO BASIN WATERMASTER

9641 San Bernardino Road, Rancho Cucamonga, Ca 91730
Tel: 909.484.3888 Fax: 909.484.3890 www.cbwm.org

PETER KAVOUNAS, P.E.
General Manager

STAFF REPORT

DATE: March 19, 2015
TO: Advisory Committee Members
SUBJECT: Combining Schedule of Revenue, Expenses and Changes in Working Capital for the Period July 1, 2014 through January 31, 2015 - Financial Report B3 (January 31, 2015)

SUMMARY

Issue: Record of Revenue, Expenses and Changes in Working Capital for the Period July 1, 2014 through January 31, 2015.

Recommendation: Receive and file Combining Schedule of Revenue, Expenses and Changes in Working Capital for the Period July 1, 2014 through January 31, 2015 as presented.

Financial Impact: Funds disbursed were included in the FY 2014/15 "Amended" Watermaster Budget.

Future Consideration

Advisory Committee: March 19, 2015; Receive and File

Watermaster Board: March 26, 2015; Receive and File (Normal Course of Business)

ACTIONS:

March 12, 2015 – Appropriative Pool – Unanimously approved

March 12, 2015 – Non-Agricultural Pool – Moved unanimously to receive and file, without approval

March 12, 2015 – Agricultural Pool – Unanimously approved

March 19, 2015 – Advisory Committee –

March 26, 2015 – Watermaster Board –

BACKGROUND

A Combining Schedule of Revenue, Expenses and Changes in Working Capital for the period July 1, 2014 through January 31, 2015 is provided to keep all members apprised of the FY 2014/15 cumulative Watermaster revenues, expenditures and changes in working capital for the period listed.

DISCUSSION

The Combining Schedule of Revenue, Expenses and Changes in Working Capital has been created from various financial reports and statements created from QuickBooks Enterprise Solutions 15.0, the Watermaster accounting system. The Combining Schedule provided balances to the supporting documentation in the Watermaster accounting system as presented.

ATTACHMENTS:

1. Financial Report - B3

CHINO BASIN WATERMASTER
 COMBINING SCHEDULE OF REVENUE, EXPENSES AND CHANGES IN WORKING CAPITAL
 FOR THE PERIOD JULY 1, 2014 THROUGH JANUARY 31, 2015

Financial Report - B3

	WATERMASTER ADMINISTRATION	OPTIMUM BASIN MANAGEMENT	POOL ADMINISTRATION & SPECIAL PROJECTS			GROUNDWATER OPERATIONS		LAIF VALUE ADJ.	GRAND TOTALS	AMENDED BUDGET 2014-2015
			APPROPRIATIVE POOL	AG POOL	NON-AG POOL	GROUNDWATER REPLENISHMENT	SB222 FUNDS			
Administrative Revenues:										
Administrative Assessments			7,215,399		244,107				7,459,506	7,459,250
Interest Revenue			5,676	593	150				6,419	25,800
Mutual Agency Project Revenue	155,607								155,607	155,331
Grant Income									-	0
Miscellaneous Income									-	0
Total Revenues	155,607	-	7,221,075	593	244,257	-	-	-	7,621,532	7,640,381
Administrative & Project Expenditures:										
Watermaster Administration	691,900								691,900	1,137,511
Watermaster Board-Advisory Committee	97,800								97,800	228,826
Ag Pool Misc. Expense - Ag Fund									-	400
Pool Administration			75,055	120,463	72,518				268,036	601,185
Optimum Basin Mgmt Administration		850,240							850,240	1,333,696
OBMP Project Costs		1,506,961							1,506,961	3,354,082
Debt Service		415,978							415,978	431,740
Basin Recharge Improvements									-	1,748,077
Education Funds Use									-	0
Mutual Agency Project Costs									-	10,000
Total Administrative/OBMP Expenses	789,701	2,773,179	75,055	120,463	72,518	-	-	-	3,830,915	8,845,517
Net Administrative/OBMP Expenses	(634,094)	(2,773,179)								
Allocate Net Admin Expenses To Pools	634,094		459,080	154,174	20,840					
Allocate Net OBMP Expenses To Pools		2,357,201	1,706,599	573,132	77,470					
Allocate Debt Service to App Pool		415,978	415,978							
Agricultural Expense Transfer*			847,769	(847,769)						
Total Expenses			3,504,481	-	170,828	-	-	-	3,830,915	8,845,517
Net Administrative Income			3,716,594	593	73,429	-	-	-	3,790,616	(1,205,136)
Other Income/(Expense)										
Replenishment Water Assessments						751,983			751,983	0
Non-Ag Stored Water Purchases									-	0
Exhibit "G" Non-Ag Pool Water									-	0
Interest Revenue						780			780	0
MWD Water Purchases									-	0
Non-Ag Stored Water Purchases									-	0
Exhibit "G" Non-Ag Pool Water									-	0
MWD Water Purchases									-	0
Groundwater Replenishment									-	0
LAIF - Fair Market Value Adjustment									-	0
Refund-Excess Reserves			(6,456)		(1,841)				(8,297)	0
Refund-Recharge Debt									-	0
Net Other Income/(Expense)			(6,456)	-	(1,841)	752,763	-	-	744,466	0
Net Transfers To/(From) Reserves		4,535,082	3,710,138	593	71,588	752,763	-	-	4,535,082	(1,205,136)
Working Capital, July 1, 2014			5,373,896	479,894	120,514	633,295	158,251	2,120	6,767,969	
Working Capital, End Of Period			9,084,034	480,487	192,102	1,386,058	158,251	2,120	11,303,052	11,303,052
13/14 Assessable Production			100,165,551	33,638,883	4,546,972				138,351,406	
13/14 Production Percentages			72.399%	24.314%	3.287%				100.000%	

*Fund balance transfer as agreed to in the Peace Agreement.

CHINO BASIN WATERMASTER
 COMBINING SCHEDULE OF REVENUE, EXPENSES AND CHANGES IN WORKING CAPITAL
 FOR THE PERIOD JULY 1, 2014 THROUGH JANUARY 31, 2015

WATERMASTER ADMINISTRATION	OPTIMUM BASIN MANAGEMENT	POOL ADMINISTRATION & SPECIAL PROJECTS			GROUNDWATER OPERATIONS		LAIF VALUE ADJ.	GRAND TOTALS	AMENDED BUDGET 2014-2015
		APPROPRIATIVE POOL	AG POOL	NON-AG POOL	GROUNDWATER REPLENISHMENT	SB222 FUNDS			

N:\Administration\Meetings - Agendas & Minutes\2015\Staff Letters\20150319 - B3 Combining Schedule_Jan 2015.xls\Jul2014-Jan2015

P28



CHINO BASIN WATERMASTER

9641 San Bernardino Road, Rancho Cucamonga, Ca 91730
Tel: 909.484.3888 Fax: 909.484.3890 www.cbwm.org

PETER KAVOUNAS, P.E.
General Manager

STAFF REPORT

DATE: March 19, 2015
TO: Advisory Committee Members
SUBJECT: Treasurer's Report of Financial Affairs for the Period January 1, 2015 through January 31, 2015 - Financial Report B4 (January 31, 2015)

SUMMARY

Issue: Record of increases or decreases in the cash position, assets and liabilities of Watermaster for the Period of January 1, 2015 through January 31, 2015.

Recommendation: Receive and file Treasurer's Report of Financial Affairs for the Period January 1, 2015 through January 31, 2015 as presented.

Financial Impact: Funds disbursed were included in the FY 2014/15 "Amended" Watermaster Budget.

Future Consideration

Advisory Committee: March 19, 2015; Receive and File

Watermaster Board: March 26, 2015; Receive and File (Normal Course of Business)

ACTIONS:

March 12, 2015 – Appropriative Pool – Unanimously approved

March 12, 2015 – Non-Agricultural Pool – Moved unanimously to receive and file, without approval

March 12, 2015 – Agricultural Pool – Unanimously approved

March 19, 2015 – Advisory Committee –

March 26, 2015 – Watermaster Board –

BACKGROUND

A Treasurer's Report of Financial Affairs for the Period January 1, 2015 through January 31, 2015 is provided to keep all members apprised of the total cash in banks (Bank of America, LAIF, and CalTRUST) and on hand at the Watermaster office (petty cash) at the end of the period stated. The Treasurer's Report details the change (increase or decrease) in the overall cash position of Watermaster, as well as the changes (increase or decrease) to the assets and liabilities section of the balance sheet. The report also provides a detailed listing of all deposits and/or withdrawals in the California State Treasurer's Local Agency Investment Fund (LAIF) and/or CalTRUST, the most current effective yield as of the last quarter, and the ending balance in LAIF as of the reporting date.

DISCUSSION

The Treasurer's Report of Financial Affairs has been created from various financial reports and statements created from QuickBooks Enterprise Solutions 15.0, the Watermaster accounting system. The Treasurer's Report provided, balances to the supporting documentation in the Watermaster accounting system, as well as the supporting bank statements.

ATTACHMENTS

1. Financial Report - B4

**CHINO BASIN WATERMASTER
TREASURER'S REPORT OF FINANCIAL AFFAIRS FOR THE PERIOD
JANUARY 1, 2015 THROUGH JANUARY 31, 2015**

Financial Report - B4

DEPOSITORIES:

Cash on Hand - Petty Cash		\$	500
Bank of America			
Governmental Checking-Demand Deposits	\$	346,935	
Zero Balance Account - Payroll	\$	-	346,935
Local Agency Investment Fund - Sacramento			11,710,255
TOTAL CASH IN BANKS AND ON HAND	1/31/2015		\$ 12,057,690
TOTAL CASH IN BANKS AND ON HAND	12/31/2014		12,702,260
			\$ (644,571)

CHANGE IN CASH POSITION DUE TO:

Decrease/(Increase) in Assets: Accounts Receivable		\$	3,577
Assessments Receivable			35,390
Prepaid Expenses, Deposits & Other Current Assets			7,178
(Decrease)/Increase in Liabilities: Accounts Payable			205,683
Accrued Payroll, Payroll Taxes & Other Current Liabilities			4,597
Transfer to/(from) Reserves			(900,995)
			\$ (644,571)

SUMMARY OF FINANCIAL TRANSACTIONS:

	Petty Cash	Govt'l Checking Demand	Zero Balance Account Payroll	Local Agency Investment Funds	Totals
Balances as of 12/31/2014	\$ 500	\$ 1,495,582	\$ -	\$ 11,206,678	\$ 12,702,760
Deposits	-	536,243	-	1,003,577	1,539,819
Transfers	-	(1,010,888)	(67,108)	(500,000)	(1,577,976)
Withdrawals/Checks	-	(673,523)	67,108	-	(606,415)
	\$ 500	\$ 347,435	\$ -	\$ 11,710,255	\$ 12,058,190
PERIOD INCREASE OR (DECREASE)	\$ -	\$ (1,148,147)	\$ -	\$ 503,577	\$ (644,571)

P31

**CHINO BASIN WATERMASTER
TREASURER'S REPORT OF FINANCIAL AFFAIRS FOR THE PERIOD
JANUARY 1, 2015 THROUGH JANUARY 31, 2015**

Financial Report - B4

INVESTMENT TRANSACTIONS

Effective Date	Transaction	Depository	Activity	Redeemed	Days to Maturity	Interest Rate(*)	Maturity Yield
1/5/2015	Deposit		\$ 1,000,000				
1/15/2015	Deposit-Interest		\$ 3,577				
1/28/2015	Withdrawal		\$ (500,000)				
TOTAL INVESTMENT TRANSACTIONS			\$ 503,577	-			

* The earnings rate for L.A.I.F. is a daily variable rate; 0.25% was the effective yield rate at the Quarter ended December 31, 2014.

**INVESTMENT STATUS
January 31, 2015**

<u>Financial Institution</u>	<u>Principal Amount</u>	<u>Number of Days</u>	<u>Interest Rate</u>	<u>Maturity Date</u>
Local Agency Investment Fund	\$ 11,710,255			
TOTAL INVESTMENTS	\$ 11,710,255			

Funds on hand are sufficient to meet all foreseen and planned Administrative and project expenditures during the next six months.

All investment transactions have been executed in accordance with the criteria stated in Chino Basin Watermaster's Investment Policy.

Respectfully submitted,



Joseph S. Joswiak
Chief Financial Officer
Chino Basin Watermaster



CHINO BASIN WATERMASTER

9641 San Bernardino Road, Rancho Cucamonga, Ca 91730
Tel: 909.484.3888 Fax: 909.484.3890 www.cbwm.org

PETER KAVOUNAS, P.E.
General Manager

STAFF REPORT

DATE: March 19, 2015
TO: Advisory Committee Members
SUBJECT: Budget vs. Actual Report for the Period July 1, 2014 through January 31, 2015 -
Financial Report B5 (January 31, 2015)

SUMMARY

Issue: Record of revenues and expenses of Watermaster for the Period of July 1, 2014 through January 31, 2015.

Recommendation: Receive and file Budget vs. Actual Report for the Period July 1, 2014 through January 31, 2015 as presented.

Financial Impact: Funds disbursed were included in the FY 2014/15 "Amended" Watermaster Budget.

Future Consideration

Advisory Committee: March 19, 2015; Receive and File

Watermaster Board: March 26, 2015; Receive and File (Normal Course of Business)

ACTIONS:

March 12, 2015 – Appropriative Pool – Unanimously approved

March 12, 2015 – Non-Agricultural Pool – Moved unanimously to receive and file, without approval

March 12, 2015 – Agricultural Pool – Unanimously approved

March 19, 2015 – Advisory Committee –

March 26, 2015 – Watermaster Board –

BACKGROUND

A Budget vs. Actual Report for the period July 1, 2014 through January 31, 2015 is provided to keep all members apprised of the total revenues and expenses for the current fiscal year. The expense section is categorized into four distinct sections. Those sections are: General and Administrative Expenses; Optimum Basin Management Program Expenses; Project Expenses; and Other Income/Expenses. The Budget vs. Actual report has been created from QuickBooks Enterprise Solutions 15.0, the Watermaster accounting system. The Budget vs. Actual report provided, balances to the supporting documentation in the Watermaster accounting system, as well as the supporting bank statements.

DISCUSSION

CURRENT MONTH – JANUARY 2015

Year-To-Date (YTD) for the seven months ending January 31, 2015, all but one category was at or below the projected budget. The category over budget was the Non-Agricultural Pool Administrative Expenses (8500's) which were over budget by \$8,205 or 12.8% as a result of ongoing legal projects which resulted in higher than budgeted legal expenses. Overall, the Watermaster (YTD) Actual Expenses were \$2,997,043 or 43.9% below the (YTD) Budgeted Expenses of \$6,827,958.

PREVIOUSLY REPORTED ACTIONS (Descending Order)

November 2014:

During the month of November 2014 there was a Budget Transfer (T-14-10-01) presented and approved. During the IEUA/CBWM Joint Recharge Improvement Projects Committee Meeting held on October 16, 2014, the committee recommended to use the projected budget savings of approximately \$100,000 from the Jurupa Pump Station HVAC Improvements (Task Order No. 5) to fund the GWR SCADA Upgrades (Task Order No. 4) of \$45,700 ($\$91,400 \times 50\% = \$45,700$) and the Hickory Basin Arizona Crossing settlement of \$27,500 ($\$55,000 \times 50\% = \$27,500$). The total Budget Transfer amounts were \$73,200 ($\$45,700 + \$27,500 = \$73,200$). Budget Transfer Form T-14-10-01 was approved by the Board on November 25, 2014. There was no change to the overall budget of \$7,640,381 as a result of Budget Transfer Form T-14-10-01 and no new funds or assessments were required.

September 2014:

During the creation and development of the FY 2014/15 budget, the Land Subsidence Committee recommended specific projects and activities to be included as part of the Engineering Services. During this development period, it was not anticipated that an update to the Subsidence Management Plan for the Chino Basin (MZ1) would be needed. In July 2014, the Land Subsidence Committee recommended an update to the Subsidence Management Plan for the Chino Basin (MZ1) be completed and requested a scope, budget, and project of work be developed and presented to the Pools, Advisory and Board by Wildermuth Environmental, Inc., which was subsequently completed during the month of September. The second Budget Amendment (A-14-08-01) in the amount of \$100,000 was approved by the Watermaster Board on September 25, 2014 for the specific purpose of updating the Subsidence Management Plan for the Chino Basin MZ1 area. The Budget Amendment Form (A-14-08-01) in the amount of \$100,000 increased the FY 2014/15 budget from \$7,540,381 to \$7,640,381. The Budget Amendment Form (A-14-08-01) was recorded to the accounting records for the accounting period ending August 31, 2014. The amount of \$100,000 was added to an existing account (7402) Mgmt. Zone Strategies-Engineering.

August 2014:

The first Budget Amendment was approved during the August 2014 meetings as a result of the adoption of Task Order No. 2 for the Lower Day Basin RMPU Improvement Project of \$49,000 and Task Order No. 8 for the San Sevaine Basin RMPU Improvement Project of \$175,000. The Watermaster Board approved Budget Amendment Form (A-14-07-01) on August 28, 2014. Budget Amendment Form (A-14-07-01) in the amount of \$224,000 increased the FY 2014/15 budget from \$7,316,381 to \$7,540,381. Budget Amendment Form (A-14-07-01) was recorded to the accounting records for the accounting period ending July 31, 2014, and is included in this financial report. The amount of \$49,000 was included in account

(7690.8) Lower Day Basin RMPU (Task Order #2) and the amount of \$175,000 was included in account (7690.4) San Sevaine Recharge Improvement (Task Order #8).

July 2014:

During the month of July 2014, the "Carry Over" funding was calculated. The Total "Carry Over" funding amount of \$1,205,135.82 has been posted to the general ledger accounts. The total amount of \$1,205,135.82 consisted of \$609,855.82 "Carried Over" from FY 2011/12 and FY 2012/13 and \$595,280 "Carried Over" from FY 2013/14. More detailed information is provided regarding this issue under the "Carry Over" Funding section.

SALARIES EXPENSE

As of January 31, 2015, the total (YTD) Watermaster salary expenses were \$48,683 or 5.4% below the (YTD) budgeted amount of \$894,690. The budget was developed with a staffing level of nine Full-Time Equivalents (FTE's). As of January 31, 2015, the actual staffing level was nine Full-Time Equivalents (FTE's).

Watermaster utilizes an in-house database time and attendance system to allocate staff's actual hours worked and also allocates the hours to a specific project or activity. When the FY 2014/15 budget was developed, basic assumptions were used in allocating how staff's time would be spent and on which projects or activities. The staffing dollars were then allocated into those specific areas and budgeted on a 1/12 monthly budget. When actual staffing activities vary from the budgeted assumptions, a positive or negative variance can be created. Currently, the allocations are tracking within budget.

The table summarizes the Year-To-Date (YTD) Actual Watermaster salary costs compared to the Year-To-Date (YTD) Budget as of January 31, 2015. Please be advised that the "\$ Over Budget" and the "% of Budget" columns are a comparison of the (YTD) Actual to the (YTD) Budget, not the 12-month Annual Budget. The 12-month Annual Budget column is presented only to provide the data in a full and complete format. The following details are provided:

	Jul '14 - Jan '15 Actual	Jul '14 - Jan '15 Budget	\$ Over Budget	% of Budget	FY 2014/15 Annual Budget
WM Salary Expense					
6011 · WM Staff Salaries	446,743.25	482,640.14	-35,896.89	92.56%	814,847.00
6017.2 · Temp Services - Office Specialist Services	0.00	3,500.00	-3,500.00	0.0%	21,000.00
6201 · Advisory Committee - WM Staff Salaries	9,769.10	12,419.50	-2,650.40	78.66%	20,968.00
6301 · Watermaster Board - WM Staff Salaries	19,981.65	20,622.97	-641.32	96.89%	34,818.00
8301 · Appropriative Pool - WM Staff Salaries	29,145.46	16,745.71	12,399.75	174.05%	28,272.00
8401 · Agricultural Pool - WM Staff Salaries	13,911.13	14,652.50	-741.37	94.94%	24,738.00
8501 · Non-Agricultural Pool - WM Staff Salaries	10,993.51	8,662.50	2,331.01	126.91%	14,625.00
6901 · OBMP - WM Staff Salaries	99,832.62	71,301.40	28,531.22	140.02%	120,379.00
7101.1 · Production Monitor - WM Staff Salaries	46,151.94	47,181.94	-1,030.00	97.82%	53,489.00
7102.1 · In-line Meter - WM Staff Salaries	1,326.23	5,136.50	-3,810.27	25.82%	8,672.00
7103.1 · Grdwater Quality - WM Staff Salaries	32,962.93	30,518.66	2,444.27	108.01%	51,525.00
7104.1 · Grdwater Level - WM Staff Salaries	22,873.54	23,537.71	-664.17	97.18%	39,739.00
7108.1 · Hydraulic Control - WM Staff Salaries	735.39	1,415.01	-679.62	51.97%	2,389.00
7108.11 · Prado Basin - WM Staff Salaries	507.39	4,726.01	-4,218.62	10.74%	7,979.00
7201 · Comp Recharge - WM Staff Salaries	31,289.38	25,164.79	6,124.59	124.34%	42,486.00
7301 · PE3&5 - WM Staff Salaries	0.00	8,653.61	-8,653.61	0.0%	14,610.00
7401 · PE4 - WM Staff Salaries	1,513.94	5,254.37	-3,740.43	28.81%	8,871.00
7501.1 · PE 6&7 - WM Staff Salaries (Plume)	0.00	3,795.50	-3,795.50	0.0%	6,408.00
7501 · PE6&7 - WM Staff Salaries	0.00	2,502.50	-2,502.50	0.0%	4,225.00
7601 · PE8&9 - WM Staff Salaries	241.62	7,102.96	-6,861.34	3.4%	11,992.00
Subtotal WM Staff Costs	767,979.08	795,534.28	-27,555.20	96.54%	1,332,032.00
60185 · Vacation	40,717.90	36,786.75	3,931.15	110.69%	63,063.00
60186 · Sick Leave	10,025.91	25,681.25	-15,655.34	39.04%	44,025.00
60187 · Holidays	27,283.95	36,687.50	-9,403.55	74.37%	44,025.00
Subtotal WM Paid Leaves	78,027.76	99,155.50	-21,127.74	78.69%	151,113.00
Total WM Salary Costs	846,006.84	894,689.78	-48,682.94	94.56%	1,483,145.00

BROWNSTEIN HYATT FARBER SCHRECK EXPENSES

The Watermaster Legal Services budget was developed jointly by the Watermaster staff and Brownstein Hyatt Farber Schreck staff with specific assumptions regarding the tasks and legal activities that would occur during FY 2014/15. The "Approved" budget amount was adopted for the amount of \$875,515. The total budget was developed by multiplying the number of hours that would be required to complete the specific tasks by the hourly rate.

Reviewing in total the BHFS legal expenses (consolidating the three categories of Watermaster Administrative Legal Services, Pool/Advisory/Board Meeting legal expenses, and OBMP legal expenses) for the seven month period ending January 31, 2015, the actual expenses of \$565,222 were under the budgeted amount of \$576,592 by \$11,370 or 2.0%.

Overall, the Watermaster Administrative Legal Services expense (6070's), as of January 31, 2015, was \$7,328 or 4.7% below the budgeted amount of \$154,575. The specific items within the Administrative Legal Services expenses (6070's) which were under budget were the expenses for Court Coordination (6071) under budget by \$16,398 or 74.9%; Annotated Judgment (6072) under budget by \$21,204 or 100.0%; Interagency Issues (6074) under budget by \$27,679 or 94.1%; and the Party Status Maintenance (6077) under budget by \$339 or 2.3%. The specific items within the Administrative Legal Services expenses (6070's) which were over budget were the expenses for Personnel Matters (6073) over budget by \$22,516 or 54.9%; Miscellaneous (6078) over budget by \$35,431 or 185.6%; and CCG Motion (6078.12) over budget by \$345 or 0.1% %.

Personnel Matters: As reported during the previous monthly meetings, Watermaster's legal counsel filed an appeal with CalPERS regarding CalPERS original determination (from February 2013) which rejected the base salary of the former CEO, Desi Alvarez, with regards to his retirement pension benefit. There have been several filings of appeal and we are awaiting CalPERS determination. On December 9, 2013 CalPERS notified the attorneys of record that the CalPERS Legal Office received the case on November 22, 2013 and we would be notified when the case has been assigned to an attorney who will represent CalPERS regarding the appeal. On February 27, 2014 the case was assigned to Wesley E. Kennedy, Senior Staff Attorney for CalPERS. On July 17, 2014 a document request from CalPERS was received by Watermaster related to the pending case. On August 22, 2014 the specific documents were provided to CalPERS. On September 9, 2014 Watermaster received the Notice of Hearing from CalPERS and the hearing has been scheduled for March 11-13, 2015 at the Glendale CalPERS Regional office. On October 1, 2014 Watermaster received from CalPERS a discovery request for Case No. 2013-1113. On October 31, 2014 Brownstein Hyatt Farber Schreck provided the information to Mr. Kennedy of CalPERS as requested on October 1, 2014. On January 16, 2015 a Prehearing conference along with a Settlement conference was conducted in Los Angeles. On March 2, 2015 a Motion to Continue was granted and the new Administrative Hearing is scheduled for November 16-18, 2015 at the Glendale CalPERS Regional Office.

The Pools, Advisory Committee and the Board meeting legal expenses from BHFS are captured by month within the accounts (6275, 6375, 8375, 8475 and 8575). Overall, this category of legal expenses as of January 31, 2015 was \$60,689 or 43.5% below the budgeted amount of \$139,469. While the regularly scheduled monthly meetings in December 2014 for the Pools, Advisory and Board were cancelled, there was a Special meeting held for the Board, Advisory, along with the Appropriative and Agricultural Pool.

The OBMP legal expenses (accounts 6907.30 through 6907.90) were above the budget for the month. As of January 31, 2015 the category of OBMP legal expenses were \$56,647 or 20.0% above the budgeted amount of \$282,548. The majority of expenses within this OBMP category were under budget for the first seven months, however, the BHFS Safe Yield Recalculation legal expenses (6907.42) continue to increase and exceed the monthly budget. As of January 31, 2015, the Safe Yield Recalculation legal expenses were \$188,682 or 171.4% above the 6-month budgeted amount of \$110,100. The 12-month annual legal budget for the Safe Yield Recalculation was approved at an amount of \$110,100. The approved BHFS legal budget anticipated 260 labor hours for consolidated legal

staff time with regards to the Safe Yield Recalculation effort. Continued Safe Yield Recalculation legal expenses might result in a Budget Transfer or Budget Amendment to fund the ongoing increasing expenses.

The table listed below summarizes the Brownstein Hyatt Farber Schreck (BHFS) expenses as of January 31, 2015 compared to the Year-To-Date (YTD) budget. Please be advised that the "\$ Over Budget" and the "% of Budget" columns are a comparison of the (YTD) Actual to the (YTD) Budget, not the 12-month Annual Budget. The 12-month Annual Budget column is presented only to provide the data in a full and complete format. The following details are provided:

	Jul '14 - Jan '15 Actual	Jul '14 - Jan '15 Budget	\$ Over Budget	% of Budget	FY 2014/15 Annual Budget
6070 · Watermaster Legal Services					
6071 · BHFS Legal - Court Coordination	5,491.68	21,889.59	-16,397.91	25.09%	37,525.00
6072 · BHFS Legal - Annotated Judgment	0.00	21,204.16	-21,204.16	0.0%	36,350.00
6073 · BHFS Legal - Personnel Matters	63,516.41	41,000.00	22,516.41	154.92%	41,000.00
6074 · BHFS Legal - Interagency Issues	1,720.80	29,400.00	-27,679.20	5.85%	50,400.00
6076 · BHFS Legal - Storage Issues	0.00	0.00	0.00	0.0%	0.00
6077 · BHFS Legal - Party Status Maintenance	14,652.50	14,991.66	-339.16	97.74%	25,700.00
6078 · BHFS Legal - Miscellaneous (Note 1)	54,520.17	19,089.59	35,430.58	285.6%	32,725.00
6078.12 · BHFS Legal - CCG Motion	7,345.08	7,000.00	345.08	104.93%	7,000.00
6078.20 · BHFS Legal - Approp. Pool Issue Resolution	0.00	0.00	0.00	0.0%	0.00
Total 6070 · Watermaster Legal Services	147,246.64	154,575.00	-7,328.36	95.26%	230,700.00
6275 · BHFS Legal - Advisory Committee	7,256.34	19,600.00	-12,343.66	37.02%	33,600.00
6375 · BHFS Legal - Board Meeting	36,846.25	61,069.16	-24,222.91	60.34%	104,690.00
8375 · BHFS Legal - Appropriative Pool	11,638.58	19,600.00	-7,961.42	59.38%	33,600.00
8475 · BHFS Legal - Agricultural Pool	10,858.14	19,600.00	-8,741.86	55.4%	33,600.00
8575 · BHFS Legal - Non-Ag Pool	12,181.16	19,600.00	-7,418.84	62.15%	33,600.00
Total BHFS Legal Services	78,780.47	139,469.16	-60,688.69	56.49%	239,090.00
6907.3 · WM Legal Counsel					
6907.30 · Peace II - CEQA	0.00	0.00	0.00	0.0%	0.00
6907.31 · Archibald South Plume	0.00	16,610.40	-16,610.40	0.0%	28,475.00
6907.32 · Chino Airport Plume	0.00	16,610.40	-16,610.40	0.0%	28,475.00
6907.33 · Desalter/Hydraulic Control	1,228.95	32,725.00	-31,496.05	3.76%	56,100.00
6907.34 · Santa Ana River Water Rights	9,697.50	16,566.65	-6,869.15	58.54%	28,400.00
6907.36 · Santa Ana River Habitat	2,040.00	13,125.00	-11,085.00	15.54%	22,500.00
6907.38 · Reg. Water Quality Cntrl Board	0.00	7,495.85	-7,495.85	0.0%	12,850.00
6907.39 · Recharge Master Plan	27,382.86	28,758.35	-1,375.49	95.22%	49,300.00
6907.40 · Storage Agreements	0.00	14,991.65	-14,991.65	0.0%	25,700.00
6907.41 · Prado Basin Habitat Sustainability	0.00	10,908.35	-10,908.35	0.0%	18,700.00
6907.42 · Safe Yield Recalculation	298,782.38	110,100.00	188,682.38	271.37%	110,100.00
6907.43 · RMPU - City of Fontana Motion	63.00	0.00	63.00	100.0%	0.00
6907.90 · WM Legal Counsel - Unanticipated	0.00	14,656.25	-14,656.25	0.0%	25,125.00
Total 6907 · WM Legal Counsel	339,194.69	282,547.90	56,646.79	120.05%	405,725.00
Total Brownstein, Hyatt, Farber, Schreck Costs	565,221.80	576,592.06	-11,370.26	98.03%	875,515.00

Note 1: The types of legal activities that have been charged against the "Miscellaneous" legal category account 6078 are as follows: (1) Correspondence and discussions with Watermaster staff regarding current issues/topics; (2) Correspondence with Watermaster staff regarding special projects (assessment package, annual report, audit report, business plan, etc.); (3) Brownstein's status review of ongoing Watermaster projects and issues; (4) Brownstein's update of the outstanding issues list; (5) Coordination of ongoing Watermaster projects; (6) Review of draft documents; (7) Review application of 85/15 rule; (8) Review transfer documents; (9) Land Subsidence Committee reports/meetings; (10) West Venture background reviews; and (11) Miscellaneous legal research on current and pending issues.

OBMP ENGINEERING SERVICES AND LEGAL COSTS

Reviewing in total the OBMP Engineering Services and Legal Costs (consolidating the four categories of OBMP Watermaster Staff and SAWPA, OBMP Engineering Services, OBMP Legal Costs, and OBMP Other Expenses) for the seven month period ending January 31, 2015, the actual expenses of \$787,191

were under the budgeted amount of \$868,114 by \$80,923 or 9.3%. For a detailed discussion, the following is provided.

For January 31, 2015, the accounts 6901-6903 (Optimum Basin Mgmt Program) section was above the Year-To-Date (YTD) budget by \$37,181 or 44.4%. Watermaster utilizes an in-house database time and attendance system to allocate staff's actual hours worked and also allocates the hours to a specific project or activity. Watermaster staff time could be charged to Administrative, OBMP, or Implementation Project categories. Recently, Watermaster staff spent more time on specific OBMP related areas and less time on administrative related tasks. As a result, Watermaster staff allocated more actual time to the OBMP project as budgeted, which resulted in an over budget variance of \$28,531 or 40.0%. The remaining expense was the Santa Ana Watershed Project Authority (SAWPA) FY 2014/15 Basin Monitoring Program Task Force Contribution which was budgeted at \$12,500 but actual expenses were billed at \$21,150 which was above the budget by \$8,650 or 69.2% as of January 31, 2015.

For January 31, 2015, the accounts 6906 (Optimum Basin Mgmt Program Engineering Services) section was below the Year-To-Date (YTD) budget by \$171,759 or 34.7%. The OBMP-Watermaster Model Update and the State of the Basin Report expenses had a budget provided for the month, but there was a small amount of activity and Engineering expenses recorded for this period. These two expenses were the majority of why this expense category was under budget for the month.

Within the category 6907 (Optimum Basin Mgmt Program Legal Fees) are the remaining Brownstein Hyatt Farber Schreck (BHFS) Watermaster's legal expenses. Within the legal expense category, some individual line item activities were above the budget by \$188,745 while some other line item activities were below the budget by \$132,098. Above the budget line items were the Safe Yield Recalculation of \$188,682; and the RMPU-City of Fontana Motion of \$63. The individual legal projects/activities that were below budget for the Year-To-Date (YTD) period were the Archibald South Plume of \$16,610; the Chino Airport Plume of \$16,610; the Desalter/Hydraulic Control of \$31,496; the Santa Ana River Water Rights of \$6,869; the Santa Ana River Habitat of \$11,085; the Regional Water Quality Control Board of \$7,496; the Recharge Master Plan of \$1,376; Storage Agreements of \$14,992; the Prado Basin Habitat Sustainability of \$10,908; and the WM Unanticipated of \$14,656. For the seven months ended January 31, 2015, the overall cumulative (YTD) budget was \$282,548 and the actual (BHFS) legal expenses totaled \$339,195 which resulted in an over budget variance of \$56,647 or 20.0%.

As mentioned in the Brownstein Hyatt Farber Schreck section, the 12-month annual legal budget for the Safe Yield Recalculation was approved at an amount of \$110,100. The approved BHFS legal budget anticipated 260 labor hours for consolidated legal staff time with regards to the Safe Yield Recalculation effort. Continued Safe Yield Recalculation legal expenses might result in a Budget Transfer or Budget Amendment to fund the ongoing increasing expenses.

The OBMP Other Expenses (6909's) were below the budget for the month. These expenses are typically conference calls, meeting expenses, supplies, annual inspection fees, and other miscellaneous type expenses. As of January 31, 2015 this category of expenses was \$2,992 or 42.7% below the budgeted amount of \$7,000.

Overall, the Optimum Basin Management Program (OBMP) category was \$787,191 compared to a (YTD) budget of \$868,114 for an under budget of \$80,923 or 9.3% as of January 31, 2015.

The table listed below summarizes the Optimum Basin Management Program (OBMP) expenses as of June 30, 2014 compared to the Year-To-Date (YTD) budget. Please be advised that the "\$ Over Budget" and the "% of Budget" columns are a comparison of the (YTD) Actual to the (YTD) Budget, not the 12-month Annual Budget. The 12-month Annual Budget column is presented only to provide the data in a full and complete format. The following details are provided:

	Jul '14 - Jan '15 Actual	Jul '14 - Jan '15 Budget	\$ Over Budget	% of Budget	FY 2014/15 Annual Budget
6900 · Optimum Basin Mgmt Plan					
6901 · WM Staff Salaries	99,832.62	71,301.40	28,531.22	140.02%	120,379.00
6903 · OBMP SAWPA Group	21,150.00	12,500.00	8,650.00	169.2%	12,500.00
Total 6901-6903 · OBMP WM Staff/SAWPA	120,982.62	83,801.40	37,181.22	144.37%	132,879.00
6906 · OBMP Engineering Services					
6906.1 · OBMP - Watermaster Model Update	34,469.00	95,320.00	-60,851.00	36.16%	95,320.00
6906.21 · State of the Basin Report	58,381.50	116,821.25	-58,439.75	49.98%	133,510.00
6906.22 · Water Rights Compliance Reporting	24,228.50	14,154.00	10,074.50	171.18%	24,264.00
6906.31 · OBMP - Pool, Advisory, Board Mtgs.	36,154.91	39,747.75	-3,592.84	90.96%	68,139.00
6906.32 · OBMP - Other General Meetings	6,041.11	19,178.25	-13,137.14	31.5%	32,877.00
6906.33 · OBMP - App. Pool Issue Resolution	0.00	20,022.35	-20,022.35	0.0%	34,324.00
6906.71 · OBMP - Data Requests - CBWM Staff	29,378.69	37,407.40	-8,028.71	78.54%	64,127.00
6906.72 · OBMP - Data Requests - Non CBWM	6,558.50	16,534.00	-9,975.50	39.67%	28,344.00
6906.73 · OBMP - Safe Yield Recalculation	89,351.29	79,500.00	9,851.29	112.39%	79,500.00
6906.74 · OBMP - Mat'l Phy. Injury Requests	19,411.25	42,807.35	-23,396.10	45.36%	73,384.00
6906 · OBMP Engineering Services - Other	19,030.25	13,272.00	5,758.25	143.39%	22,752.00
Total 6906 · OBMP Engineering Services	323,005.00	494,764.35	-171,759.35	65.29%	656,541.00
6907 · OBMP Legal Fees					
6907.3 · WM Legal Counsel					
6907.30 · Peace II - CEQA	0.00	0.00	0.00	0.0%	0.00
6907.31 · Archibald South Plume	0.00	16,610.40	-16,610.40	0.0%	28,475.00
6907.32 · Chino Airport Plume	0.00	16,610.40	-16,610.40	0.0%	28,475.00
6907.33 · Desalter/Hydraulic Control	1,228.95	32,725.00	-31,496.05	3.76%	56,100.00
6907.34 · Santa Ana River Water Rights	9,697.50	16,566.65	-6,869.15	58.54%	28,400.00
6907.36 · Santa Ana River Habitat	2,040.00	13,125.00	-11,085.00	15.54%	22,500.00
6907.38 · Reg. Water Quality Cntrl Board	0.00	7,495.85	-7,495.85	0.0%	12,850.00
6907.39 · Recharge Master Plan	27,382.86	28,758.35	-1,375.49	95.22%	49,300.00
6907.40 · Storage Agreements	0.00	14,991.65	-14,991.65	0.0%	25,700.00
6907.41 · Prado Basin Habitat Sustainability	0.00	10,908.35	-10,908.35	0.0%	18,700.00
6907.42 · Safe Yield Recalculation	298,782.38	110,100.00	188,682.38	271.37%	110,100.00
6907.43 · RMPU - City of Fontana Motion	63.00	0.00	63.00	100.0%	0.00
6907.90 · WM Legal Counsel - Unanticipated	0.00	14,656.25	-14,656.25	0.0%	25,125.00
Total 6907 · WM Legal Counsel	339,194.69	282,547.90	56,646.79	120.05%	405,725.00
Total 6907 · OBMP Legal Fees	339,194.69	282,547.90	56,646.79	120.05%	405,725.00
6909 · OBMP Other Expenses					
6909.1 · OBMP Meetings	2,069.75	0.00	2,069.75	100.0%	0.00
6909.2 · OBMP Mailing Expense	38.75	0.00	38.75	100.0%	0.00
6909.3 · Other OBMP Expenses	1,900.00	1,166.65	733.35	162.86%	2,000.00
6909.4 · Printing	0.00	0.00	0.00	0.0%	0.00
6909.5 · Ad Hoc Litigation Committee	0.00	0.00	0.00	0.0%	0.00
6909.6 · OBMP Expenses - Miscellaneous	0.00	5,833.35	-5,833.35	0.0%	10,000.00
Total 6909 · OBMP Other Expenses	4,008.50	7,000.00	-2,991.50	57.26%	12,000.00
Total 6900 · Optimum Basin Mgmt Plan	787,190.81	868,113.65	-80,922.84	90.68%	1,207,145.00

OBMP IMPLEMENTATION PROJECTS COSTS

As of January 31, 2015, the total (YTD) Engineering Services expenses were \$623,862 or 41.5% below the (YTD) budget amount of \$1,503,113. The OBMP Implementation Projects (accounts 7100's – 7700's) were all (Under) budget as of January 31, 2015.

September 2014:

During the creation and development of the FY 2014/15 budget, the Land Subsidence Committee recommended specific projects and activities to be included as part of the Engineering Services. During this development period, it was not anticipated that an update to the Subsidence Management Plan for the Chino Basin (MZ1) would be needed. The Land Subsidence Committee has since recommended that the plan be updated. Budget Amendment Form (A-14-08-01) for FY 2014/15 in the amount of \$100,000 was approved by the Watermaster Board on September 25, 2014 for the increased costs associated with the updated Subsidence Management Plan for the Chino Basin (MZ1). The Engineering Services budget was amended from \$2,004,879 to \$2,104,879.

July 2014:

The approved "Original" Engineering Services budget of \$1,716,760 was increased by "Carry Over" funding in the amount of \$288,119 to the "Amended" amount of \$2,004,879 for FY 2014/15 as provided in the Engineering Services Task Order. The "Carry Over" amount of \$288,119 is comprised of \$76,796 from FY 2012/13 account (7108.7); and the following amounts from FY 2013/14 of \$30,938 from account (7107.2); \$16,351 from account (7107.6); \$56,175 from account (7108.31); \$48,260 from account (7108.41); \$31,599 from account (7108.7); \$18,000 from account (7108.7); and \$10,000 from account (7502). All of the "Carry Over" funding is for projects or activities that have bridged previous fiscal years and are expected to be completed in the FY 2014/15 timeframe. The breakdown of the total Task Order amount of \$2,004,879 includes direct labor costs for Wildermuth Environmental, Inc. (75%) along with other direct charges such as equipment rental, laboratory fees, travel costs, reproduction costs, and outside professional services (25%).

The table listed below summarized the Year-To-Date (YTD) Actual Wildermuth Environmental, Inc., (WEI) and other Engineering costs compared to the Year-To-Date (YTD) Budget as of January 31, 2015. Please be advised that the "\$ Over Budget" and the "% of Budget" columns are a comparison of the (YTD) Actual to the (YTD) Budget, not the 12-month Annual Budget. The 12-month Annual Budget column is presented only to provide the data in a full and complete format. The following details are provided:

	Jul '14 - Jan '15 Actual	Jul '14 - Jan '15 Budget	\$ Over Budget	% of Budget	FY 2014/15 Annual Budget
6906 · OBMP Engineering Services - Other	19,030.25	13,272.00	5,758.25	143.39%	22,752.00
6906.1 · OBMP - Watermaster Model Update	34,469.00	95,320.00	-60,851.00	36.16%	95,320.00
6906.21 · State of the Basin Report	58,381.50	116,821.25	-58,439.75	49.98%	133,510.00
6906.22 · Water Rights Compliance Reporting	24,228.50	14,154.00	10,074.50	171.18%	24,264.00
6906.31 · OBMP - Pool, Advisory, Board Mtgs.	36,154.91	39,747.75	-3,592.84	90.96%	68,139.00
6906.32 · OBMP - Other General Meetings	6,041.11	19,178.25	-13,137.14	31.5%	32,877.00
6906.33 · OBMP - App. Pool Issue Resolution	0.00	20,022.35	-20,022.35	0.0%	34,324.00
6906.71 · OBMP - Data Requests - CBWM Staff	29,378.69	37,407.40	-8,028.71	78.54%	64,127.00
6906.72 · OBMP - Data Requests - Non CBWM	6,558.50	16,534.00	-9,975.50	39.67%	28,344.00
6906.73 · OBMP - Safe Yield Recalculation	89,351.29	79,500.00	9,851.29	112.39%	79,500.00
6906.74 · OBMP - Mat'l Physical Injury Requests	19,411.25	42,807.35	-23,396.10	45.35%	73,384.00
7103.3 · Grdwtr Qual-Engineering	39,095.00	47,904.50	-8,809.50	81.61%	82,122.00
7103.5 · Grdwtr Qual-Lab Svcs	13,436.00	23,083.10	-9,647.10	58.21%	39,571.00
7104.3 · Grdwtr Level-Engineering	72,741.54	97,921.85	-25,180.31	74.29%	167,866.00
7104.8 · Grdwtr Level-Contracted Services	0.00	5,833.35	-5,833.35	0.0%	10,000.00
7104.9 · Grdwtr Level-Capital Equipment	591.41	4,083.35	-3,491.94	14.48%	7,000.00
7107.2 · Grd Level-Engineering	38,456.21	74,176.40	-35,720.19	51.84%	105,061.00
7107.3 · Grd Level-SAR Imagery	34,000.00	45,000.00	-11,000.00	75.56%	90,000.00
7107.6 · Grd Level-Contract Svcs	16,453.33	100,911.60	-84,458.27	16.31%	161,312.00
7107.61 · Grd Level-Chino Hills ASR	11,849.16	0.00	11,849.16	100.0%	0.00
7107.8 · Grd Level-Cap Equip Exte	0.00	9,412.10	-9,412.10	0.0%	16,135.00
7108.3 · Hydraulic Control-Engineering	12,316.40	29,126.40	-16,810.00	42.29%	49,931.00
7108.31 · Hydraulic Control-PBHSP	0.00	56,175.00	-56,175.00	0.0%	56,175.00
7108.4 · Hydraulic Control-Lab Svcs	21,569.00	14,747.25	6,821.75	146.26%	25,281.00
7108.41 · Hydraulic Control-PBHSP	0.00	48,260.00	-48,260.00	0.0%	48,260.00
7108.7 · Hydraulic Control-Prado Basin Habitat	63,101.29	126,395.00	-63,293.71	49.92%	126,395.00
7109.3 · Recharge & Well - Engineering	5,991.25	13,250.00	-7,258.75	0.0%	21,000.00
7202.2 · Comp Recharge-Engineering Services	78,610.61	64,844.00	13,766.61	121.23%	79,844.00
7202.3 · Comp Recharge-Implementation	9,485.67	14,469.00	-4,983.33	65.56%	24,804.00
7303 · PE3&5-Engineering - Other	0.00	22,670.65	-22,670.65	0.0%	38,864.00
7402 · PE4-Engineering	119,584.81	134,798.25	-15,213.44	88.71%	176,797.00
7403 · PE4-Contract Svcs	0.00	11,666.65	-11,666.65	0.0%	20,000.00
7502 · PE6&7-Engineering	18,964.50	51,230.00	-32,265.50	37.02%	80,680.00
7602 · PE8&9-Engineering	0.00	12,390.00	-12,390.00	0.0%	21,240.00
Total Engineering Services Costs	879,251.18	1,503,112.80	-623,861.62	58.5%	2,104,879.00 *

* Wildermuth and Subcontractor Engineering Budget of \$1,716,760 plus Carryover Funds from Prior and FY 2013/14 of \$288,119 = \$2,004,879
Wildermuth and Subcontractor Engineering Budget of \$2,004,879 plus Budget Amendment (A-14-08-01) of \$100,000 = \$2,104,879
Carryover Funds FY 2012/13 = \$76,796 (7108.7); FY 2013/14 = \$30,938 (7107.2); \$16,351 (7107.6); \$56,175 (7108.31); \$48,260 (7108.41); \$31,599 (7108.7); \$18,000 (7108.7); and \$10,000 (7502) = \$288,119

PRADO BASIN HABITAT SUSTAINABILITY PROGRAM

The Prado Basin Habitat Sustainability Program came about as a result of the Peace II Agreement SEIR mitigation measure 4.4-3 and was adopted by IEUA's Board in October, 2010. The purpose of the mitigation measure is to ensure that the Prado Basin riparian habitat will not be impacted by Hydraulic Control. The basic program tasks are to convene a committee that will develop this adaptive management plan, to install necessary monitoring wells, to complete vegetation and aerial surveys, and to implement photo station monitoring. In terms of the financial aspects of this program, there is a cost sharing agreement, which was approved by the Watermaster Board in September, 2012 for a total budget of \$440,000. The cost sharing agreement between IEUA and Watermaster was increased from \$220,000 to \$300,000 effective August 22, 2013 with the approval of the Board. This is a 50/50 cost sharing agreement between Watermaster and IEUA with a not to exceed amount of \$300,000 for each party. Included in that cost is hiring a consultant to develop the adaptive management plan, WEI performing the project management tasks related to the monitoring well installation, hiring a contractor to construct and install up to seventeen monitoring wells at nine separate sites, and United States Bureau of Reclamation performing vegetation monitoring every three years. Grants have been applied for to offset the cost of this program; however, the Grants were not approved.

The process of invoicing IEUA for their 50% portion of the (WEI) invoices will be completed by Watermaster staff at the end of every quarter. The information listed below is provided for the period of May 1, 2012 through January 31, 2015:

	Wildermuth Environmental, Inc.	50% Billing "TO" IEUA	50% Billing "FROM" IEUA	Costs For Watermaster	Watermaster Staff "Hours"	Watermaster Staff "Costs"
May 2012 - Jun. 2012	\$ 11,143.75	\$ (5,571.88)	\$ -	\$ 5,571.88	4.00	\$ 411.38
Jul. 2012 - Jun. 2013	\$ 120,945.28	\$ (60,472.64)	\$ 6,275.92	\$ 66,748.56	73.00	\$ 7,837.27
Jul. 2013 - Jun. 2014	\$ 21,722.09	\$ (10,861.05)	\$ 474.09	\$ 11,335.14	56.00	\$ 5,719.30
Jul. 2014 - Jan. 2015	\$ 63,101.29	\$ (31,550.65)	\$ -	\$ 31,550.65	4.00	\$ 507.39
Totals	\$ 216,912.41	\$ (108,456.21)	\$ 6,750.01	\$ 115,206.22	137.00	\$ 14,475.34
	7108.7	7108.71, 7108.72	7108.75			7108.11

OTHER INCOME AND EXPENSE

There were no other significant items to report within the category of Other Income and Expenses for the month ending January 31, 2015.

September 2014:

Per section VI.D.3 of the Groundwater Storage Program Funding Agreement No. 49960 in the Chino Basin with The Metropolitan Water District of Southern California, the FY 2014/15 annual administrative fee invoice was issued on September 19, 2014 in the amount of \$155,606.67 under invoice number DYY 14-01. On October 23, 2014 payment in the amount of \$155,606.67 was received from The Metropolitan Water District of Southern California.

"CARRY OVER" FUNDING

Once the FY 2013/14 period as of June 30, 2014 was closed, the amount of unfinished capital projects and related engineering costs was calculated and the "Carry Over" funding amount was added to the current FY 2014/15 budget. The Total "Carry Over" funding amount of \$1,205,135.82 was posted to the accounts as of July 31, 2014. The total amount of \$1,205,135.82 consisted of \$595,280 "Carried Over" from the FY 2013/14 expense funding and \$609,855.82 "Carried Over" from FY 2012/13 and prior expense funding.

Unspent funds related to ongoing projects and associated activities from the Engineering Services budget from FY 2013/14 in several accounts totaling \$288,119 were "Carried Over" into the current FY 2014/15

budget. These funds were from the Hydraulic Control Monitoring-Prado Basin (7108.7) in the amount of \$76,796; Ground Level Monitoring-Engineering (7107.2) in the amount of \$30,938; Ground Level Monitoring-Contracted Services (7107.6) in the amount of \$16,351; Hydraulic Control Monitoring-Engineering-PBHSP (7108.31) in the amount of \$56,175; Hydraulic Control Monitoring-Lab Services-PBHSP (7108.41) in the amount of \$48,260; Hydraulic Control Monitoring Well Installation-PBHSP (7108.7) in the amount of \$31,599; Hydraulic Control Monitoring-Adaptive Management Plan (7108.7) in the amount of \$18,000; and Cooperative Efforts/Salt Management Engineering Services (7502) in the amount of \$10,000.

The ongoing Chino Hills ASR Project continues into FY 2014/15 and previous years funding of \$203,322 has been carried over into account (7107.62).

Several Recharge Improvement Projects (Hickory Basin and the CB 20 Turnout) along with the Jurupa Pumping Station and Wineville Proof of Concept have been continued into FY 2014/15. The Hickory Basin project has a remaining funded budget balance of \$3,877 in account (7690.3); the CB 20 Turnout project has a remaining funded budget balance of \$80,000 in account (7690.5) which is comprised of \$58,193 from FY 2012/13 and \$21,807 from FY 2013/14; the Jurupa Pumping Station (Task Order # 5) has a remaining funded budget balance of \$150,000 in account (7209.1); the Wineville Basin Proof of Concept project (Task Order # 6) has a remaining funded budget balance of \$179,817.82 in account (7209.2) which is comprised of \$117,667.82 from FY 2012/13 and \$62,150 from FY 2013/14; and the San Sevaine Recharge Improvement Project (Task Order # 8) has a remaining funded budget balance of \$300,000 in account (7690.4) from FY 2013/14.

"Carried Over" Expenses At June 30, 2014

			<u>GL Account</u>	
Chino Hills ASR Project	\$ 203,322.00	A	7107.62	Prior Years
Hydraulic Control - Prado Basin - Other	\$ 76,796.00	B	7108.7	Prior Years
Recharge Improvement Project - Hickory Basin	\$ 3,877.00	C	7690.3	Prior Years
Recharge Improvement Project - CB20 Turnout	\$ 58,193.00	D	7690.5	Prior Years
Jurupa Pumping Station	\$ 150,000.00	E	7209.1	Prior Years
Wineville Basin Proof of Concept	\$ 117,667.82	F	7209.2	Prior Years
Subtotal FY 2011/12, FY 2012/13 "CarryOver"	<u>\$ 609,855.82</u>			
Ground Level - Engineering	\$ 30,938.00	G	7107.2	FY 2013/14
Ground Level - Contracted Services	\$ 16,351.00	H	7107.6	FY 2013/14
Hydraulic Control Engineering - PBHSP	\$ 56,175.00	I	7108.31	FY 2013/14
Hydraulic Control Monitoring Lab Services - PBHSP	\$ 48,260.00	J	7108.41	FY 2013/14
Hydraulic Control Monitoring Well Installation - PBHSP	\$ 31,599.00	B	7108.7	FY 2013/14
Hydraulic Control Monitoring - Adaptive Mgmt Plan	\$ 18,000.00	K	7108.7	FY 2013/14
PE 6&7 - Engineering Services	\$ 10,000.00	L	7502	FY 2013/14
Subtotal FY 2013/14 Engineering Services "CarryOver"	<u>\$ 211,323.00</u>			
Wineville Basin Proof of Concept	\$ 62,150.00	F	7209.2	FY 2013/14
Recharge Improvement Project - San Sevaine	\$ 300,000.00	M	7690.4	FY 2013/14
Recharge Improvement Project - CB20 Turnout	\$ 21,807.00	D	7690.5	FY 2013/14
Subtotal Recharge Improvements/Projects :CarryOver"	<u>\$ 383,957.00</u>			
Total Balance, June 30, 2014	<u>\$ 1,205,135.82</u>			

As invoices are received from the vendors and booked against these items listed above, the "Carried Over" balance will be reduced throughout the current fiscal year. At June 30, 2015, any remaining balances of the FY 2013/14 and prior years funding (if any), along with any new FY 2014/15 expenses, will then be "Carried Over" into the FY 2015/16 budget.

As of January 31, 2015, the total (YTD) amount remaining of the "Carried Over" funding is \$967,931.87 (\$1,205,135.82 - \$237,203.95 = \$967,931.87). The following details are provided:

"Carried Over" Expenses At June 30, 2014

Chino Hills ASR Project	\$ 203,322.00	A	7107.62	
Ground Level Monitoring - Engineering	\$ 30,938.00	G	7107.2 ¹	
Ground Level - Contracted Services	\$ 16,351.00	H	7107.6 ²	
Hydraulic Control Engineering - PBHSP	\$ 56,175.00	I	7108.31 ³	
Hydraulic Control Monitoring Lab Services - PBHSP	\$ 48,260.00	J	7108.41 ⁴	
Hydraulic Control Monitoring Well Installation - PBHSP	\$ 108,395.00	B	7108.7 ⁵	
Hydraulic Control Monitoring - Adaptive Mgmt Plan	\$ 18,000.00	K	7108.7 ⁶	
PE 6&7 - Engineering Services	\$ 10,000.00	L	7502 ⁷	
GWR SCADA Upgrades	\$ 45,700.00	E	7690.61	Task Order #4
Jurupa Pumping Station	\$ 76,800.00	E	7209.1	Task Order #5
Wineville Basin Proof of Concept	\$ 179,817.82	F	7209.2	Task Order #6
Recharge Improvement Project - San Sevaine	\$ 300,000.00	M	7690.4	Task Order #8
Recharge Improvement Project - Hickory Basin	\$ 31,377.00	C	7690.3	
Recharge Improvement Project - CB20 Turnout	\$ 80,000.00	D	7690.5	
Total Balance, June 30, 2013	\$ 1,205,135.82			

"Carried Over" Balance, July 1, 2014 \$ 1,205,135.82

Less: (Invoices Received To Date FY 2014/15)

Chino Hills ASR Project	\$ (9,291.66)	A	7107.62	
Ground Level Monitoring - Engineering	\$ (30,938.00)	G	7107.2 ¹	
Hydraulic Control Monitoring Well Installation - PBHSP	\$ (26,430.00)	B	7108.7 ⁵	
Hydraulic Control Monitoring - Adaptive Mgmt Plan	\$ (16,124.00)	K	7108.7 ⁶	
Wineville Basin Proof of Concept	\$ (144,420.29)	F	7209.2	Task Order #6
PE 6&7 - Engineering Services	\$ (10,000.00)	L	7502 ⁷	
Updated Balance as of January 31, 2015	\$ 967,931.87			

¹ Tasks include quarterly reports and final grant report to the DWR and project administration. The CH-16 ASR project is a multi-year project and is expected to be completed during FY2015/16.

² The spring ground-level survey in Managed Area was postponed in 2014 because the Long-Term Pumping Test was not performed. The test and associated surveys are now planned for FY2014/15.

³ Tasks include groundwater level and water-quality data collection, analysis, and reporting from the future PBHSP monitoring wells. The installation of the PBHSP monitoring wells was delayed by property acquisition issues for IEUA.

⁴ Task includes laboratory costs associated with water-quality sample analysis from PBHSP wells. The installation of the PBHSP monitoring wells was delayed by property acquisition issues for IEUA.

⁵ Tasks include well site CPT tests, well design, well installation oversight, and reporting. The installation of the PBHSP monitoring wells was delayed by property acquisition issues for IEUA.

⁶ Tasks include contribution of monitoring information and review of the draft and final Adaptive Management Plan. The draft AMP was started in FY2013/14.

⁷ Task includes a catalog and summary of all relevant GeoTracker and EnviroStor sites and recommendations for future site monitoring. The effort began in FY2013/14 and will be completed in FY2014/15.

AUDIT FIELD WORK

FY 2013/14

Auditors from the audit firm of Charles Z. Fedak & Company were onsite at the Watermaster offices on May 12, 2014 to conduct scheduled field work for the FY 2013/14 financial audit. The final field work was completed on August 6 and August 7, 2014. The presentation of the "Draft" Annual Financial and Audit Reports to the Watermaster Board by the Senior Manager of Charles Z. Fedak & Company was completed on November 25, 2014. The "Final" Annual Financial and Audit Reports for FY 2013/14 were posted to the Watermaster website on December 10, 2014.

ASSESSMENT INVOICING

The Watermaster Board approved the FY 2014/15 Assessment Package at the November 25, 2014 meeting. Watermaster staff created and emailed the Assessment invoices on Tuesday, November 25, 2014. The Assessment invoices were due 30 days from invoice date, so payment would be received by Watermaster on or before Friday, December 26, 2014. The Watermaster office was closed during the holidays until Friday, January 2, 2015. All checks received by the postal service during the office closure period were delivered to the Watermaster office on January 2, 2015. To date, all payments have been received and accounted for.

This year's Assessment invoicing included the standard Assessment amounts per the Assessment Package, along with any Special Assessments and the "Excess Cash Reserve" refund credits. The Appropriative Pool had a Special Assessment of \$75,000 as approved during the budgeting process. The \$75,000 was allocated to the Appropriative Pool members based upon prorated actual production numbers from 2013/14. The Non-Agricultural Pool had a Special Assessment of \$60,000 as approved during a Confidential Session on November 13, 2014. The \$60,000 was allocated to the Non-Agricultural Pool members based upon prorated actual production numbers from 2013/14. The Excess Cash Reserves refunds were \$6,456 to the Appropriative Pool members and \$1,841 to the Non-Agricultural Pool members. The refunds were applied as credits on the Assessment invoices and allocated based upon last year's percentage of assessments paid.

ATTACHMENTS

1. Financial Report - B5

	1/12th (8.33%) of the Total Budget				7/12th (58%) of the Total Budget				100% of the Total Budget			
	For The Month of January 2015				Year-To-Date as of January 31, 2015				Fiscal Year End as of June 30, 2015			
	Actual	Budget	\$ Over(Under)	% of Budget	Actual	Budget	\$ Over(Under)	% of Budget	Projected	Budget	\$ Over(Under)	% of Budget
Income												
4010 · Local Agency Subsidies	0.00	0.00	0.00	0.0%	155,606.67	155,331.00	275.67	100.18%	155,606.67	155,331.00	275.67	100.18%
4110 · Admin Asmnts-Approp Pool	0.00	0.00	0.00	0.0%	7,215,399.15	7,215,154.00	245.15	100.0%	7,215,399.13	7,215,154.00	245.13	100.0%
4120 · Admin Asmnts-Non-Agri Pool	0.00	0.00	0.00	0.0%	244,106.89	244,096.00	10.89	100.0%	244,106.89	244,096.00	10.89	100.0%
4700 · Non Operating Revenues	41.27	0.00	41.27	100.0%	6,418.86	12,900.00	-6,481.14	49.76%	20,200.23	25,800.00	-5,599.77	78.3%
4900 · Miscellaneous Income	0.00	0.00	0.00	0.0%	0.00	0.00	0.00	0.0%	0.00	0.00	0.00	0.0%
Total Income	41.27	0.00	41.27	100.0%	7,621,531.57	7,627,481.00	-5,949.43	99.92%	7,635,312.92	7,640,381.00	-5,068.08	99.93%
Gross Profit	41.27	0.00	41.27	100.0%	7,621,531.57	7,627,481.00	-5,949.43	99.92%	7,635,312.92	7,640,381.00	-5,068.08	99.93%
Expense												
6010 · Admin. Salary/Benefit Costs	54,281.74	76,432.62	-22,150.88	71.02%	439,983.39	492,090.14	-52,106.75	89.41%	846,547.00	846,547.00	0.00	100.0%
6020 · Office Building Expense	8,384.49	8,434.00	-49.51	99.41%	62,378.60	62,480.00	-101.40	99.84%	104,274.00	104,274.00	0.00	100.0%
6030 · Office Supplies & Equip.	3,441.53	3,525.00	-83.47	97.63%	19,316.87	19,405.00	-88.13	99.55%	29,330.00	29,330.00	0.00	100.0%
6040 · Postage & Printing Costs	3,821.32	4,033.33	-212.01	94.74%	30,024.17	39,433.35	-9,409.18	76.14%	56,900.00	56,900.00	0.00	100.0%
6050 · Information Services	10,290.97	12,320.01	-2,029.04	83.53%	64,726.05	78,239.99	-13,513.94	82.73%	131,840.00	131,840.00	0.00	100.0%
6060 · Contract Services	0.00	5,000.00	-5,000.00	0.0%	7,498.75	28,000.00	-20,501.25	26.78%	40,200.00	40,200.00	0.00	100.0%
6070 · Watermaster Legal Services	26,461.51	23,725.00	2,736.51	111.53%	147,246.64	154,575.00	-7,328.36	95.26%	230,700.00	230,700.00	0.00	100.0%
6080 · Insurance	0.00	0.00	0.00	0.0%	25,276.03	25,776.00	-499.97	98.06%	27,312.00	27,312.00	0.00	100.0%
6110 · Dues and Subscriptions	7,229.99	850.00	6,379.99	850.59%	18,090.99	20,325.00	-2,234.01	89.01%	20,325.00	20,325.00	0.00	100.0%
6140 · WM Admin Expenses	592.94	450.00	142.94	131.76%	1,626.25	1,775.00	-148.75	91.62%	2,650.00	2,650.00	0.00	100.0%
6150 · Field Supplies	286.25	400.00	-113.75	71.56%	385.61	1,450.00	-1,064.39	26.59%	1,450.00	1,450.00	0.00	100.0%
6170 · Travel & Transportation	1,791.04	2,520.00	-728.96	71.07%	11,987.72	13,850.00	-1,862.28	86.55%	22,860.00	22,860.00	0.00	100.0%
6190 · Conferences & Seminars	2,350.80	2,275.00	75.80	103.33%	13,407.53	13,450.00	-42.47	99.68%	15,000.00	15,000.00	0.00	100.0%
6200 · Advisory Comm - WM Board	2,127.02	4,738.20	-2,611.18	44.89%	17,124.43	32,602.84	-15,478.41	52.52%	55,568.00	55,568.00	0.00	100.0%
6300 · Watermaster Board Expenses	14,498.63	14,616.71	-118.08	99.19%	80,676.01	101,379.63	-20,703.62	79.58%	173,258.00	173,258.00	0.00	100.0%
8300 · Appr PI-WM & Pool Admin	7,383.55	11,363.48	-3,979.93	64.98%	75,055.13	81,783.21	-6,728.08	91.77%	137,622.00	137,622.00	0.00	100.0%
8400 · Agri Pool-WM & Pool Admin	4,538.14	5,238.36	-700.22	86.63%	26,842.68	36,002.50	-9,159.82	74.56%	61,338.00	61,338.00	0.00	100.0%
8467 · Ag Legal & Technical Services	21,650.00	32,083.34	-10,433.34	67.48%	74,245.00	134,583.34	-60,338.34	55.17%	205,000.00	205,000.00	0.00	100.0%
8470 · Ag Meeting Attend -Special	3,000.00	1,850.00	1,150.00	162.16%	19,375.00	12,950.00	6,425.00	149.61%	22,200.00	22,200.00	0.00	100.0%
8471 · Ag Pool Expense	0.00	16,250.00	-16,250.00	0.0%	0.00	48,750.00	-48,750.00	0.0%	65,000.00	65,000.00	0.00	100.0%
8485 · Ag Pool - Misc. Exp. - Ag Fund	0.00	0.00	0.00	0.0%	0.00	200.00	-200.00	0.0%	400.00	400.00	0.00	100.0%
8500 · Non-Ag PI-WM & Pool Admin	6,711.28	9,243.75	-2,532.47	72.6%	72,517.89	64,312.50	8,205.39	112.76%	110,025.00	110,025.00	0.00	100.0%
9400 · Depreciation Expense	0.00	0.00	0.00	0.0%	0.00	0.00	0.00	0.0%	0.00	0.00	0.00	0.0%
9500 · Allocated G&A Expenditures	-26,036.54	-35,895.58	9,859.04	72.53%	-150,048.32	-238,343.81	88,295.49	62.96%	-391,877.00	-391,877.00	0.00	100.0%
6900 · Optimum Basin Mgmt Plan	121,878.34	81,990.66	39,887.68	148.65%	787,190.81	868,113.65	-80,922.84	90.68%	1,207,145.00	1,207,145.00	0.00	100.0%
6950 · Mutual Agency Projects	0.00	0.00	0.00	0.0%	0.00	10,000.00	-10,000.00	0.0%	10,000.00	10,000.00	0.00	100.0%
9501 · G&A Expenses Allocated-OBMP	12,510.60	11,591.96	918.64	107.93%	63,048.85	76,969.67	-13,920.82	81.91%	126,551.00	126,551.00	0.00	100.0%
7101 · Production Monitoring	5,555.22	6,294.22	-739.00	88.26%	46,589.44	47,619.44	-1,030.00	97.84%	54,239.00	54,239.00	0.00	100.0%
7102 · In-line Meter Installation	4,207.95	8,496.30	-4,288.35	49.53%	8,594.30	59,240.70	-50,646.40	14.51%	101,422.00	101,422.00	0.00	100.0%
7103 · Grdwtr Quality Monitoring	10,247.00	15,349.06	-5,102.06	66.76%	86,645.97	106,056.26	-19,410.29	81.7%	181,018.00	181,018.00	0.00	100.0%
7104 · Gdwtr Level Monitoring	19,615.90	19,900.03	-284.13	98.57%	96,209.45	138,230.41	-42,020.96	69.6%	236,355.00	236,355.00	0.00	100.0%
7105 · Sur Wtr Qual Monitoring	0.00	0.00	0.00	0.0%	0.00	0.00	0.00	0.0%	0.00	0.00	0.00	0.0%
7107 · Ground Level Monitoring	181,993.50	19,601.58	162,391.92	928.46%	256,015.55	432,822.10	-176,806.55	59.15%	575,830.00	575,830.00	0.00	100.0%

	1/12th (8.33%) of the Total Budget				7/12th (58%) of the Total Budget				100% of the Total Budget			
	For The Month of January 2015				Year-To-Date as of January 31, 2015				Fiscal Year End as of June 30, 2015			
	Actual	Budget	\$ Over(Under)	% of Budget	Actual	Budget	\$ Over(Under)	% of Budget	Projected	Budget	\$ Over(Under)	% of Budget
7108 · Hydraulic Control Monitoring	25,291.00	7,476.50	17,814.50	338.27%	98,229.47	282,886.32	-184,656.85	34.72%	319,910.00	319,910.00	0.00	100.0%
7109 · Recharge & Well Monitoring Prog	0.00	1,750.00	-1,750.00	0.0%	5,991.25	13,250.00	-7,258.75	45.22%	21,000.00	21,000.00	0.00	100.0%
7200 · PE2- Comp Recharge Pgm	343,903.49	207,540.30	136,363.19	165.7%	680,012.51	960,407.01	-280,394.50	70.81%	1,204,944.82	1,204,944.82	0.00	100.0%
7300 · PE3&5-Water Supply/Desalte	0.00	5,114.42	-5,114.42	0.0%	53.16	35,407.61	-35,354.45	0.15%	60,474.00	60,474.00	0.00	100.0%
7400 · PE4- Mgmt Plan	7,204.05	19,059.49	-11,855.44	37.8%	122,414.40	153,177.62	-30,763.22	79.92%	208,168.00	208,168.00	0.00	100.0%
7500 · PE6&7-CoopEfforts/SaltMgmt	2,298.75	6,830.61	-4,531.86	33.65%	18,964.50	57,528.00	-38,563.50	32.97%	91,313.00	91,313.00	0.00	100.0%
7600 · PE8&9-StorageMgmt/Conj Use	0.00	2,860.00	-2,860.00	0.0%	241.62	19,697.11	-19,455.49	1.23%	33,582.00	33,582.00	0.00	100.0%
7690 · Recharge Improvement Debt Pymt	0.00	0.00	0.00	0.0%	415,978.00	2,179,817.00	-1,763,839.00	19.08%	2,179,817.00	2,179,817.00	0.00	100.0%
7700 · Inactive Well Protection Prgm	0.00	41.67	-41.67	0.0%	0.00	291.65	-291.65	0.0%	500.00	500.00	0.00	100.0%
9502 · G&A Expenses Allocated-Projects	13,525.94	24,303.62	-10,777.68	55.65%	86,999.47	161,374.14	-74,374.67	53.91%	265,326.00	265,326.00	0.00	100.0%
Total Expense	901,036.40	637,653.64	263,382.76	141.31%	3,830,915.17	6,827,958.38	-2,997,043.21	56.11%	8,845,516.82	8,845,516.82	0.00	100.0%
Net Ordinary Income	-900,995.13	-637,653.64	-263,341.49	141.3%	3,790,616.40	799,522.62	2,991,093.78	474.11%	-1,210,203.90	-1,205,135.82	-5,068.08	100.42%
Other Income												
4210 · Approp Pool-Replenishment	0.00	0.00	0.00	0.0%	696,210.53	0.00	696,210.53	100.0%	696,210.53	0.00	696,210.53	100.0%
4220 · Non-Ag Pool-Replenishment	0.00	0.00	0.00	0.0%	55,772.41	0.00	55,772.41	100.0%	55,772.41	0.00	55,772.41	100.0%
4225 · Interest Income	0.00	0.00	0.00	0.0%	780.06	0.00	780.06	100.0%	1,500.00	0.00	1,500.00	100.0%
4226 · LAIF Fair Market Value	0.00	0.00	0.00	0.0%	0.00	0.00	0.00	0.0%	0.00	0.00	0.00	0.0%
4600 · Groundwater Sales	0.00	0.00	0.00	0.0%	0.00	0.00	0.00	0.0%	0.00	0.00	0.00	0.0%
4600 · Other Income	0.00	0.00	0.00	0.0%	752,763.00	0.00	752,763.00	100.0%	753,482.94	0.00	753,482.94	100.0%
Other Expense												
5010 · Groundwater Replenishment	0.00	0.00	0.00	0.0%	0.00	0.00	0.00	0.0%	0.00	0.00	0.00	0.0%
5100 · Other Water Purchases	0.00	0.00	0.00	0.0%	0.00	0.00	0.00	0.0%	0.00	0.00	0.00	0.0%
9200 · Interest Expense	0.00	0.00	0.00	0.0%	0.00	0.00	0.00	0.0%	0.00	0.00	0.00	0.0%
9996 · Refund-Excess Reserves-Approp.	0.00	0.00	0.00	0.0%	6,456.00	0.00	6,456.00	100.0%	6,456.00	0.00	6,456.00	100.0%
9997 · Refund-Excess Reserves-NonAg	0.00	0.00	0.00	0.0%	1,841.00	0.00	1,841.00	100.0%	1,841.00	0.00	1,841.00	100.0%
9998 · Refund-Recharge Debt-Approp.	0.00	0.00	0.00	0.0%	0.00	0.00	0.00	0.0%	0.00	0.00	0.00	0.0%
9999 · To/(From) Reserves	0.00	0.00	0.00	0.0%	0.00	0.00	0.00	0.0%	0.00	0.00	0.00	0.0%
Total Other Expense	0.00	0.00	0.00	0.0%	8,297.00	0.00	8,297.00	100.0%	8,297.00	0.00	8,297.00	100.0%
Net Other Income	0.00	0.00	0.00	0.0%	744,466.00	0.00	744,466.00	100.0%	745,185.94	0.00	745,185.94	100.0%
Net Income	-900,995.13	-637,653.64	-263,341.49	141.3%	4,535,082.40	799,522.62	3,735,559.78	567.22%	-465,017.96	-1,205,135.82	740,117.86	38.59%

Note: Please see the staff report (Financial Report-B5) for additional detailed information on the account categories.

CHINO BASIN WATERMASTER

I. CONSENT CALENDAR

C. WATER TRANSACTIONS

CHINO BASIN WATERMASTER

NOTICE

OF

APPLICATION(S)

RECEIVED FOR

WATER TRANSACTIONS – ACTIVITIES

Date of Notice:

February 5, 2015

This notice is to advise interested persons that the attached application(s) will come before the Watermaster Board on or after 30 days from the date of this notice.

THIS PAGE
HAS
INTENTIONALLY
BEEN LEFT
BLANK
FOR PAGINATION

NOTICE OF APPLICATION(S) RECEIVED

Date of Application: **November 17, 2014** Date of this notice: **February 5, 2015**

Please take notice that the following Application has been received by Watermaster:

- Notice of Sale or Transfer – The purchase of 656.545 acre-feet of water from San Antonio Water Company by the City of Ontario. This purchase is made from San Antonio Water Company's storage account. The City of Ontario is utilizing this transaction to produce its San Antonio Water Company shares.

◦ This *Application* will first be considered by each of the respective pool committees on the following dates:

Appropriative Pool:	February 12, 2015
Non-Agricultural Pool:	February 12, 2015
Agricultural Pool:	February 12, 2015

This *Application* will be scheduled for consideration by the Advisory Committee *no earlier than thirty days from the date of this notice and a minimum of twenty-one calendar days* after the last pool committee reviews it.

After consideration by the Advisory Committee, the *Application* will be considered by the Board.

Unless the *Application* is amended, parties to the Judgment may file *Contests* to the *Application* with Watermaster *within seven calendar days* of when the last pool committee considers it. Any *Contest* must be in writing and state the basis of the *Contest*.

Watermaster address:

Chino Basin Watermaster
9641 San Bernardino Road
Rancho Cucamonga, CA 91730

Tel: (909) 484-3888
Fax: (909) 484-3890

CHINO BASIN WATERMASTER

NOTICE OF TRANSFER OF WATER

Notification Dated: February 5, 2015

A party to the Judgment has submitted a proposed transfer of water for Watermaster approval. Unless contrary evidence is presented to Watermaster that overcomes the rebuttable presumption provided in Section 5.3(b)(iii) of the Peace Agreement, Watermaster must find that there is "no material physical injury" and approve the transfer. Watermaster staff is not aware of any evidence to suggest that this transfer would cause material physical injury and hereby provides this notice to advise interested persons that this transfer will come before the Watermaster Board on or after 30 days from the date of this notice. The attached staff report will be included in the meeting package at the time the transfer begins the Watermaster process (comes before Watermaster).



CHINO BASIN WATERMASTER

9641 San Bernardino Road, Rancho Cucamonga, Ca 91730
Tel: (909) 484.3888 Fax: (909) 484-3890 www.cbwm.org

PETER KAVOUNAS, P.E.
General Manager

DATE: February 5, 2015

TO: Watermaster Interested Parties

SUBJECT: Summary and Analysis of Application for Water Transaction

Summary –

There does not appear to be a potential material physical injury to a party or to the basin from the proposed transaction as presented.

Issue –

- Notice of Sale or Transfer – The purchase of 656.545 acre-feet of water from San Antonio Water Company by the City of Ontario. This purchase is made from San Antonio Water Company's storage account. The City of Ontario is utilizing this transaction to produce its San Antonio Water Company shares.

Recommendation –

1. Continue monitoring as planned in the Optimum Basin Management Program.
2. Use all new or revised information when analyzing the hydrologic balance and report to Watermaster if a potential for material physical injury is discovered, and
3. Approve the transaction as presented.

Fiscal Impact –

- None
- May reduce assessments under the 85/15 rule
- Reduce desalter replenishment costs

Background

The Court approved the Peace Agreement, the Implementation Plan and the goals and objectives identified in the OBMP Phase I Report on July 13, 2000, and ordered Watermaster to proceed in a manner consistent with the Peace Agreement. Under the Peace Agreement, Watermaster approval is required for applications to store, recapture, recharge or transfer water, as well as for applications for credits or reimbursements and storage and recovery programs.

Where there is no material physical injury, Watermaster must approve the transaction. Where the request for Watermaster approval is submitted by a party to the Judgment, there is a rebuttable presumption that most of the transactions do not result in Material Physical Injury to a party to the Judgment or the Basin (Storage and Recovery Programs do not have this presumption).

The following application for water transaction is attached with the notice of application.

- Notice of Sale or Transfer – The purchase of 656.545 acre-feet of water from San Antonio Water Company by the City of Ontario. This purchase is made from San Antonio Water Company's storage account. The City of Ontario is utilizing this transaction to produce its San Antonio Water Company shares.

Notice of the water transaction identified above was mailed on February 5, 2015 along with the materials submitted by the requestors.

DISCUSSION

Water transactions occur each year and are included as production by the respective entity (if produced) in any relevant analyses conducted by Wildermuth Environmental pursuant to the Peace Agreement and the Rules & Regulations. There is no indication additional analysis regarding this transaction is necessary at this time. As part of the OBMP Implementation Plan, continued measurement of water levels and the installation of extensometers are planned. Based on no real change in the available data, we cannot conclude that the proposed water transaction will cause material physical injury to a party or to the Basin.

The 85/15 rule does not apply for this water transaction because the City of Ontario is utilizing this transaction to produce its San Antonio Water Company shares.

**CONSOLIDATED WATER TRANSFER FORMS:
 FORM 3: APPLICATION FOR SALE OR TRANSFER OF RIGHT TO PRODUCE WATER FROM STORAGE
 FORM 4: APPLICATION OR AMENDMENT TO APPLICATION TO RECAPTURE WATER IN STORAGE
 FORM 5: APPLICATION TO TRANSFER ANNUAL PRODUCTION RIGHT OR SAFE YIELD**

FISCAL YEAR 20 14 - 20 15

DATE REQUESTED: November 17, 2014

AMOUNT REQUESTED: 656.545 Acre-Feet

TRANSFER FROM (SELLER / TRANSFEROR): <u>San Antonio Water Company</u>			TRANSFER TO (BUYER / TRANSFEREE): <u>City of Ontario</u>		
Name of Party <u>139 North Euclid</u>			Name of Party <u>1425 S. Bon View Avenue</u>		
Street Address <u>Upland</u> <u>CA</u> <u>91786</u>			Street Address <u>Ontario</u> <u>CA</u> <u>91761</u>		
City	State	Zip Code	City	State	Zip Code
<u>909 982-4170</u>			<u>909 395-2000</u>		
Telephone <u>909 620-3047</u>			Telephone <u>909 395-2601</u>		
Facsimile			Facsimile		

Have any other transfers been approved by Watermaster between these parties covering the same fiscal year? Yes No

PURPOSE OF TRANSFER:

- Pump when other sources of supply are curtailed
- Pump to meet current or future demand over and above production right
- Pump as necessary to stabilize future assessment amounts
- Other, explain _____

WATER IS TO BE TRANSFERRED FROM:

- Annual Production Right (Appropriative Pool) or Operating Safe Yield (Non-Agricultural Pool)
- Storage
- Annual Production Right / Operating Safe Yield first, then any additional from Storage
- Other, explain SAWCO Shares

WATER IS TO BE TRANSFERRED TO:

- Annual Production Right / Operating Safe Yield (common)
- Storage (rare)
- Other, explain _____

IS THE 85/15 RULE EXPECTED TO APPLY? (If yes, all answers below must be "yes.") Yes No

Is the Buyer an 85/15 Party? Yes No

Is the purpose of the transfer to meet a current demand over and above production right? Yes No

Is the water being placed into the Buyer's Annual Account? Yes No

IF WATER IS TO BE TRANSFERRED FROM STORAGE:	
Varies	November 18, 2014 to June 30, 2015
Projected Rate of Recapture	Projected Duration of Recapture
METHOD OF RECAPTURE (e.g. pumping, exchange, etc.):	
Recapture by Ontario will be accomplished by pumping 24 wells.	
PLACE OF USE OF WATER TO BE RECAPTURED:	
Management zones 1, 2, & 3.	
LOCATION OF RECAPTURE FACILITIES (IF DIFFERENT FROM REGULAR PRODUCTION FACILITIES):	

WATER QUALITY AND WATER LEVELS

Are the Parties aware of any water quality issues that exist in the area? Yes No

If yes, please explain:

Nitrate levels in pumped groundwater varies from less than 5 mg/L to 50 Mg/L.

What are the existing water levels in the areas that are likely to be affected?

Static water levels vary from 270 feet bgs to 530 feet bgs.

MATERIAL PHYSICAL INJURY

Are any of the recapture wells located within Management Zone 1? Yes No

Is the Applicant aware of any potential Material Physical Injury to a party to the Judgment or the Basin that may be caused by the action covered by the application? Yes No


If yes, what are the proposed mitigation measures, if any, that might reasonably be imposed to ensure that the action does not result in Material Physical Injury to a party to the Judgment or the Basin?

SAID TRANSFER SHALL BE CONDITIONED UPON:

- (1) Transferee shall exercise said right on behalf of Transferor under the terms of the Judgment, the Peace Agreement, the Peace II Agreement, and the Management Zone 1 Subsidence Management Plan for the period described above. The first water produced in any year shall be that produced pursuant to carry-over rights defined in the Judgment. After production of its carry-over rights, if any, the next (or first if no carry-over rights) water produced by Transferee from the Chino Basin shall be that produced hereunder.
- (2) Transferee shall put all waters utilized pursuant to said Transfer to reasonable beneficial use.
- (3) Transferee shall pay all Watermaster assessments on account of the water production hereby Transferred.
- (4) Any Transferee not already a party must Intervene and become a party to the Judgment.

ADDITIONAL INFORMATION ATTACHED

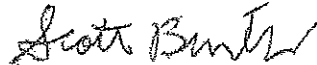
Yes No



Seller / Transferor Representative Signature

Charles Moorrees

Seller / Transferor Representative Name (Printed)



Buyer / Transferee Representative Signature

Scott Burton

Buyer / Transferee Representative Name (Printed)

TO BE COMPLETED BY WATERMASTER STAFF:

DATE OF WATERMASTER NOTICE: _____

DATE OF APPROVAL FROM APPROPRIATIVE POOL: _____

DATE OF APPROVAL FROM NON-AGRICULTURAL POOL: _____

DATE OF APPROVAL FROM AGRICULTURAL POOL: _____

HEARING DATE, IF ANY: _____

DATE OF ADVISORY COMMITTEE APPROVAL: _____

DATE OF BOARD APPROVAL: _____

THIS PAGE
HAS
INTENTIONALLY
BEEN LEFT
BLANK
FOR PAGINATION

CHINO BASIN WATERMASTER

NOTICE

OF

APPLICATION(S)

RECEIVED FOR

WATER TRANSACTIONS – ACTIVITIES

Date of Notice:

February 5, 2015

This notice is to advise interested persons that the attached application(s) will come before the Watermaster Board on or after 30 days from the date of this notice.

THIS PAGE
HAS
INTENTIONALLY
BEEN LEFT
BLANK
FOR PAGINATION

NOTICE OF APPLICATION(S) RECEIVED

Date of Application: January 27, 2015 Date of this notice: February 5, 2015

Please take notice that the following Application has been received by Watermaster:

- Notice of Sale or Transfer – The purchase of 387.231 acre-feet of water from San Antonio Water Company by Monte Vista Water District. This purchase is made from San Antonio Water Company's Annual Production Right/Operating Safe Yield first, then any additional from storage. Monte Vista Water District is utilizing this transaction to produce its San Antonio Water Company shares.

This *Application* will first be considered by each of the respective pool committees on the following dates:

Appropriative Pool: February 12, 2015

Non-Agricultural Pool: February 12, 2015

Agricultural Pool: February 12, 2015

This *Application* will be scheduled for consideration by the Advisory Committee *no earlier than thirty days from the date of this notice and a minimum of twenty-one calendar days* after the last pool committee reviews it.

After consideration by the Advisory Committee, the *Application* will be considered by the Board.

Unless the *Application* is amended, parties to the Judgment may file *Contests* to the *Application* with Watermaster *within seven calendar days* of when the last pool committee considers it. Any *Contest* must be in writing and state the basis of the *Contest*.

Watermaster address:

Chino Basin Watermaster
9641 San Bernardino Road
Rancho Cucamonga, CA 91730

Tel: (909) 484-3888
Fax: (909) 484-3890

CHINO BASIN WATERMASTER

NOTICE OF TRANSFER OF WATER

Notification Dated: February 5, 2015

A party to the Judgment has submitted a proposed transfer of water for Watermaster approval. Unless contrary evidence is presented to Watermaster that overcomes the rebuttable presumption provided in Section 5.3(b)(iii) of the Peace Agreement, Watermaster must find that there is "no material physical injury" and approve the transfer. Watermaster staff is not aware of any evidence to suggest that this transfer would cause material physical injury and hereby provides this notice to advise interested persons that this transfer will come before the Watermaster Board on or after 30 days from the date of this notice. The attached staff report will be included in the meeting package at the time the transfer begins the Watermaster process (comes before Watermaster).



CHINO BASIN WATERMASTER

9641 San Bernardino Road, Rancho Cucamonga, Ca 91730
Tel: (909) 484.3888 Fax: (909) 484-3890 www.cbwm.org

PETER KAVOUNAS, P.E.
General Manager

DATE: February 5, 2015
TO: Watermaster Interested Parties
SUBJECT: Summary and Analysis of Application for Water Transaction

Summary –

There does not appear to be a potential material physical injury to a party or to the basin from the proposed transaction as presented.

Issue –

- Notice of Sale or Transfer – The purchase of 387.231 acre-feet of water from San Antonio Water Company by Monte Vista Water District. This purchase is made from San Antonio Water Company's Annual Production Right/Operating Safe Yield first, then any additional from storage. Monte Vista Water District is utilizing this transaction to produce its San Antonio Water Company shares.

Recommendation –

1. Continue monitoring as planned in the Optimum Basin Management Program.
2. Use all new or revised information when analyzing the hydrologic balance and report to Watermaster if a potential for material physical injury is discovered, and
3. Approve the transaction as presented.

Fiscal Impact –

- None
- May reduce assessments under the 85/15 rule
- Reduce desalter replenishment costs

Background

The Court approved the Peace Agreement, the Implementation Plan and the goals and objectives identified in the OBMP Phase I Report on July 13, 2000, and ordered Watermaster to proceed in a manner consistent with the Peace Agreement. Under the Peace Agreement, Watermaster approval is required for applications to store, recapture, recharge or transfer water, as well as for applications for credits or reimbursements and storage and recovery programs.

Where there is no material physical injury, Watermaster must approve the transaction. Where the request for Watermaster approval is submitted by a party to the Judgment, there is a rebuttable presumption that most of the transactions do not result in Material Physical Injury to a party to the Judgment or the Basin (Storage and Recovery Programs do not have this presumption).

The following application for water transaction is attached with the notice of application.

- Notice of Sale or Transfer – The purchase of 387.231 acre-feet of water from San Antonio Water Company by Monte Vista Water District. This purchase is made from San Antonio Water Company's Annual Production Right / Operating Safe Yield first, then any additional from storage. Monte Vista Water District is utilizing this transaction to produce its San Antonio Water Company shares.

Notice of the water transaction identified above was mailed on February 5, 2015 along with the materials submitted by the requestors.

DISCUSSION

Water transactions occur each year and are included as production by the respective entity (if produced) in any relevant analyses conducted by Wildermuth Environmental pursuant to the Peace Agreement and the Rules & Regulations. There is no indication additional analysis regarding this transaction is necessary at this time. As part of the OBMP Implementation Plan, continued measurement of water levels and the installation of extensometers are planned. Based on no real change in the available data, we cannot conclude that the proposed water transaction will cause material physical injury to a party or to the Basin.

The 85/15 rule does not apply for this water transaction because Monte Vista Water District is utilizing this transaction to produce its San Antonio Water Company shares.

CONSOLIDATED WATER TRANSFER FORMS:
FORM 3: APPLICATION FOR SALE OR TRANSFER OF RIGHT TO PRODUCE WATER FROM STORAGE
FORM 4: APPLICATION OR AMENDMENT TO APPLICATION TO RECAPTURE WATER IN STORAGE
FORM 5: APPLICATION TO TRANSFER ANNUAL PRODUCTION RIGHT OR SAFE YIELD

FISCAL YEAR 2014 2015

DATE REQUESTED: January 27, 2015

AMOUNT REQUESTED: 387.231 Acre-Feet

TRANSFER FROM (SELLER / TRANSFEROR): San Antonio Water Company			TRANSFER TO (BUYER / TRANSFEREE): Monte Vista Water District		
Name of Party 139 N. Euclid Avenue			Name of Party 10575 Central Avenue		
Street Address Upland CA 91786			Street Address Montclair CA 91763		
City	State	Zip Code	City	State	Zip Code
909.982.4107			909.624.0035		
Telephone 909.920.3047			Telephone 909.624.0037		
Facsimile			Facsimile		

Have any other transfers been approved by Watermaster between these parties covering the same fiscal year? Yes No

PURPOSE OF TRANSFER:

- Pump when other sources of supply are curtailed
- Pump to meet current or future demand over and above production right
- Pump as necessary to stabilize future assessment amounts
- Other, explain TRANSFER UNDELIVERED ENTITLEMENT

WATER IS TO BE TRANSFERRED FROM:

- Annual Production Right (Appropriative Pool) or Operating Safe Yield (Non-Agricultural Pool)
- Storage
- Annual Production Right / Operating Safe Yield first, then any additional from Storage
- Other, explain _____

WATER IS TO BE TRANSFERRED TO:

- Annual Production Right / Operating Safe Yield (common)
- Storage (rare)
- Other, explain _____

IS THE 85/15 RULE EXPECTED TO APPLY? (If yes, all answers below must be "yes.") Yes No

Is the Buyer an 85/15 Party? Yes No

Is the purpose of the transfer to meet a current demand over and above production right? Yes No

Is the water being placed into the Buyer's Annual Account? Yes No

IF WATER IS TO BE TRANSFERRED FROM STORAGE:	
0-10,000 gpm	Unknown
Projected Rate of Recapture	Projected Duration of Recapture
METHOD OF RECAPTURE (e.g. pumping, exchange, etc.):	
Pumping	
PLACE OF USE OF WATER TO BE RECAPTURED:	
Regular production wells	
LOCATION OF RECAPTURE FACILITIES (IF DIFFERENT FROM REGULAR PRODUCTION FACILITIES):	

WATER QUALITY AND WATER LEVELS

Are the Parties aware of any water quality issues that exist in the area? Yes No

If yes, please explain:

Nitrate concentrations range between 19-70 ppm

What are the existing water levels in the areas that are likely to be affected?

504-533

MATERIAL PHYSICAL INJURY

Are any of the recapture wells located within Management Zone 1? Yes No

Is the Applicant aware of any potential Material Physical Injury to a party to the Judgment or the Basin that may be caused by the action covered by the application? Yes No


If yes, what are the proposed mitigation measures, if any, that might reasonably be imposed to ensure that the action does not result in Material Physical Injury to a party to the Judgment or the Basin?

SAID TRANSFER SHALL BE CONDITIONED UPON:

- (1) Transferee shall exercise said right on behalf of Transferor under the terms of the Judgment, the Peace Agreement, the Peace II Agreement, and the Management Zone 1 Subsidence Management Plan for the period described above. The first water produced in any year shall be that produced pursuant to carry-over rights defined in the Judgment. After production of its carry-over rights, if any, the next (or first if no carry-over rights) water produced by Transferee from the Chino Basin shall be that produced hereunder.
- (2) Transferee shall put all waters utilized pursuant to said Transfer to reasonable beneficial use.
- (3) Transferee shall pay all Watermaster assessments on account of the water production hereby Transferred.
- (4) Any Transferee not already a party must Intervene and become a party to the Judgment.

ADDITIONAL INFORMATION ATTACHED

Yes No



 Seller / Transferor Representative Signature



 Buyer / Transferee Representative Signature

CHARLES MOORREES

 Seller / Transferor Representative Name (Printed)

MARK KINSEY

 Buyer / Transferee Representative Name (Printed)

TO BE COMPLETED BY WATERMASTER STAFF:

DATE OF WATERMASTER NOTICE: _____

DATE OF APPROVAL FROM APPROPRIATIVE POOL: _____

DATE OF APPROVAL FROM NON-AGRICULTURAL POOL: _____

DATE OF APPROVAL FROM AGRICULTURAL POOL: _____

HEARING DATE, IF ANY: _____

DATE OF ADVISORY COMMITTEE APPROVAL: _____

DATE OF BOARD APPROVAL: _____

THIS PAGE
HAS
INTENTIONALLY
BEEN LEFT
BLANK
FOR PAGINATION

CHINO BASIN WATERMASTER

II. BUSINESS ITEMS

A. FIRST AMENDMENT TO TASK ORDER 8 (SAN SEVAINE RMPU IMPROVEMENT PROJECT)



CHINO BASIN WATERMASTER

9641 San Bernardino Road, Rancho Cucamonga, Ca 91730
Tel: 909.484.3888 Fax: 909.484.3890 www.cbwm.org

PETER KAVOUNAS, P.E.
General Manager

STAFF REPORT

DATE: March 19, 2015
TO: Advisory Committee Members
SUBJECT: First Amendment to Task Order 8 (San Sevaine RMPU Improvement Project)

SUMMARY

Issue: The Preliminary Design Report for the San Sevaine Basin Project includes recommendations for changes in the scope of the project and increases in the total project budget. Task Order No. 8, under the Master Agreement with Inland Empire Utilities Agency should be amended to reflect the scope and budget changes.

Recommendation: Recommend approval to increase the total project budget for San Sevaine Basin improvements and to amend Task Order No. 8, subject to any non-substantive changes.

Financial Impact: There is no impact to the budget this fiscal year. For future fiscal years, the total projected cost would increase from \$3.5 million to \$6.46 million.

Future Consideration

Advisory Committee March 19, 2015; Approval

Watermaster Board: March 26, 2015; Approval [Advisory Committee Approval required]

ACTIONS:

March 12, 2015 – Appropriative Pool – Recommended to the Advisory Committee to approve the increase of the total project budget for San Sevaine Basin improvements and to amend Task Order No. 8, subject to any non-substantive changes.

March 12, 2015 – Non-Agricultural Pool – Recommended to the Advisory Committee to approve the increase of the total project budget for San Sevaine Basin improvements and to amend Task Order No. 8, subject to any non-substantive changes, and direct Non-Ag Pool representatives to vote at the Advisory Committee and Board meetings subject to changes which they deem appropriate.

March 12, 2015 – Agricultural Pool – Recommended to the Advisory Committee to approve the increase of the total project budget for San Sevaine Basin improvements and to amend Task Order No. 8, subject to any non-substantive changes.

March 19, 2015 – Advisory Committee –

March 26, 2015 – Watermaster Board –

BACKGROUND

The 2013 Amendment to the 2010 Recharge Master Plan Update (RMPU), was approved on November 12, 2013. In Section 6 of the RMPU, "Recharge Options to Improve Yield and Assure Sustainability", potential projects were listed that could increase recharge to the Chino Basin. San Sevaine Improvements (PID 7) was chosen by the RMPU Steering Committee as one of the projects to be evaluated. The proposed San Sevaine Basin improvements would enhance stormwater and recycled water recharge in the northern portion of the groundwater basin. The original project scope was to evaluate the construction of an internal berm in Basins 1, 2, and 5; the installation of a gate between Basins 1 and 2 in order to help mitigate vector issues; the construction of a pump station in Basin 5 to deliver water through a pipeline to Basin 3, and the extension of recycled water pipelines to Basin 3. The cost for the project was estimated at \$3.5 Million with a stormwater recharge benefit of 304 acre-feet per year and a recycled water benefit of 1,177 acre-feet per year.

DISCUSSION

The recently completed preliminary design report (PDR) recommended for design and construction of a common piping system to convey both stormwater from Basin 5 and recycled water from IEUA's existing distribution system to Basins 1, 2, and 3, which recharge more efficiently than Basin 5. The final PDR also recommended a dual pump station in Basin 5 for operational reliability of stormwater conveyance to Basins 1, 2, and 3. The PDR included a geotechnical investigation of Basin 5 and concluded that it was not cost-effective to make infiltration enhancement modifications within Basin 5 as originally envisioned. Any improvements to Basin 5 infiltration would be minimal due to recharge flow restrictions created by a fine-grained confining layer 20 feet below the Basin 5 bottom. As recommended, the modified project is expected to provide an average of 642 acre-feet per year of stormwater and 4,100 acre-feet per year of recycled water groundwater recharge at a revised capital cost of \$6,460,000. (See Attachment 1.)

On January 15, 2015, the Joint Projects Committee made a recommendation to seek approval through the Watermaster process for a total project budget increase and the associated task order amendment.

If adopted, the change in scope increases the total cost of the project by \$2.96 million, and the anticipated stormwater recharge increases from 304 acre-feet per year to 642 acre-feet per year, and recycled water increases from 1,177 acre-feet per year to 4,100 acre-feet per year.

The Joint Projects Committee considered the effect of this amendment on the melded unit cost for stormwater recharge projects. A melded cost of \$612 per acre-foot was used as a threshold based on all the initial projects selected. In conjunction with the newly proposed East Declez project (subject of a separate Staff letter later in the Agenda), the melded unit cost would increase to \$666, though most of the increase would come from the East Declez project Capital costs. Without the East Declez project, and with the two other projects (Sierra and Lower San Sevaine projects) no longer viable from the original list of projects, the melded cost would actually fall below the original \$612 melded unit cost to \$493. (See Attachment 2.)

Approval of the recommendation would not require a budget amendment for fiscal year 2014/15 because the additional costs occur in future years. Task Order No. 8 under the Master Agreement between IEUA and CBWM is for the San Sevaine Project and would need to be amended to reflect the change in total project cost. (See Attachment 3 and 4.)

All project costs, including soft costs, associated with the San Sevaine Project are included in Task Order No. 8 in order to meet the accelerated schedule set by grant funding awarded to the project.

ATTACHMENTS

1. Cost Opinion for the proposed San Sevaine Improvements
2. Updated/Revised Table 8-2c
3. Draft Amended Task Order No. 8
4. Task Order No. 8 (Approved August 28th, 2014)

THIS PAGE
HAS
INTENTIONALLY
BEEN LEFT
BLANK
FOR PAGINATION

ATTACHMENT 1



COST OPINION FOR THE PROPOSED IMPROVEMENTS				
ITEM	QTY.	UNIT	UNIT COST	COST
Mob, DeMob, Sheet, Shore, Brace	1	LS	\$318,182	\$318,182
24" Pipeline CMLC	300	LF	\$455	\$136,364
30" Pipeline CMLC	5,600	LF	\$636	\$3,563,636
Flow Control Valves/Gates	5	LS	\$9,091	\$45,455
Inlet/Outlet Structures	3	LS	\$36,364	\$109,091
Electrical and Instrumentation	1	LS	\$272,727	\$272,727
Grading	1	LS	\$45,455	\$45,455
Pump Station (16.5cfs, 7,400 GPM)	1	LS	\$363,636	\$363,636
SWPPP BMP/Mitigation	4	AC	\$18,182	\$72,727
SUBTOTAL - CONSTRUCTION COSTS				\$4,927,273
			10% CONTINGENCY	\$492,727
			Construction Management (10%)	\$492,727
TOTAL - CONSTRUCTION COSTS				\$5,913,000
			Permitting/CEQA Design/Project Management	\$500,000
TOTAL - ENGINEERING/ ADMINISTRATION				\$550,000
			TOTAL ESTIMATED PROJECT COST:	\$6,463,000
Annual Cost - 30 Years @ 5% Interest				\$420,000
Annual O&M Cost	642	AF	\$37	\$23,754
Annual Energy Cost	106,940	kW-hr	\$0.15	\$16,041
			Total Annual Cost	\$459,800
			Storm Water Yield	642 AFY
			Recycled Water Yield	4,100 AFY
			Stormwater Unit Cost	\$389 per AF

- Proposed Benefits with the PDR recommendation:**
- The 2014 PDR concludes that S55 will not meet recharge needs for it will require at least 20-ft of excavation due to the presences of confining layers.
 - A larger pump capacity will help maximize operational flexibility by increasing drain time when controlling vector issues due to stagnant water.
 - Direct RW connect allow delivery of RW without having to re-pump through the basin 5 pump station.
 - Added piping to basins 1 and 2 will provide flexibility to shut down basins for routine maintenance without interrupting recharge operations.
 - The proposed projects melded SW unit cost is estimated at \$389/AF and is below the melded \$612/AF unit cost limit.

P71

	San Seavaine Basin		Operating RW Piping		As proposed in the 2013 RMPU New Piping		As proposed in the 2014 San Seavaine PDR Additional New Piping
	Stream/Flood Control Channel		Existing SD for RW conveyance		Added Pump Station		Larger Pump Station
	Internal Berm		Storm Drain Basin Inlet		New Outlet Structure		Additional New Outlet Structure



JANUARY 15, 2015
PROJECT DEVELOPMENT REPORT (PDR)
RECOMMENDED RECHARGE IMPROVEMENTS AT SAN SEAVAIN BASIN

Table 8-2c
 Updated as of March 2, 2015
 Ranked Yield Enhancement Projects - East Declez and San Sevaine Projects Included

Project ID	Project	Yield	Recycled Water	Storm Water Recharge Unit Cost to CBWM Parties	Capital Cost to CBWM Parties	Total Annual Cost to CBWM Parties
Recommended MZ3 Projects¹						
18a	CSI Storm Water Basin	81	0	\$ 388	\$ 440,000	\$ 31,612
23a	2013 Proposed RP3 Improvements ² 2013 RMPU Proposed Wineville PS to Jurupa, Expanded Jurupa PS to RP3 Basin ²	3,166	2,905	\$ 498	\$ 1,855,000	\$ 432,014
27	East Declez ³ Declez Basin	913	0	\$ 1,712	\$ 23,470,000	\$ 1,563,013
Total MZ3		4,402	2,905	\$ 783	\$ 47,435,000	\$ 3,445,259
Recommended MZ2 Projects³						
11	Victoria Basin ⁴	43	120	\$ 151	\$ 75,000	\$ 6,484
7	San Sevaine Basins ⁵	642	4,100	\$ 389	\$ 3,230,000	\$ 249,895
12	Lower Day Basin (2010 RMPU)	789	0	\$ 242	\$ 2,480,000	\$ 190,482
14	Turner Basin	66	0	\$ 916	\$ 890,000	\$ 60,338
15a	Ely Basin	221	0	\$ 981	\$ 3,200,000	\$ 216,362
Total MZ2		1,760	4,220	\$ 411	\$ 9,875,000	\$ 723,561
Recommended MZ1 Projects						
2	Montclair Basins	248	0	\$ 415	\$ 1,440,000	\$ 102,876
Total MZ1		248	0	\$ 415	\$ 1,440,000	\$ 102,876
Total Recommended Projects		6,410	7,125	\$ 666	\$ 58,750,000	\$ 4,271,696

1. PID 25a (Sierra Basin) was deleted from the recommended project list.
 2. PID23a (2013 RMPU Proposed Wineville PS to Jurupa, Expanded Jurupa PS to RP3 Basin, and 2013 Proposed RP3 Improvements) was updated to specify the parts of the project shared between IEUA and CBWM. Total Capital Cost of PID 23a is about \$21,300,000.
 3. PID 12 (Lower San Sevaine Basin) was deleted from recommended project list and replaced with the East Declez Basin per the IEUA/CBWM Joint Recharge Improvement Projects Committee on January 15, 2015.
 4. PID 11's total capital cost is about \$150,000.
 5. PID 7 (San Sevaine Basins) project cost was updated based on the recently completed preliminary design report. Total capital cost for this project is about \$6,460,000.

**FIRST AMENDMENT
to
TASK ORDER NO. 8
SAN SEVAINE BASIN RMPU IMPROVEMENT PROJECT
under the
MASTER AGREEMENT REGARDING THE
MANAGEMENT OF COLLABORATIVE RECHARGE PROJECTS
between
INLAND EMPIRE UTILITIES AGENCY
and
CHINO BASIN WATERMASTER**

This First Amendment to Task Order No. 8 is made and entered into as of the ____ day of March, 2015 by and between the Inland Empire Utilities Agency (IEUA) and the Chino Basin Watermaster (Watermaster) (each a "Party" and collectively, the "Parties").

RECITALS

- A. Task Order No. 8 for the San Sevaire Basin RMPU Improvement Project (the "Task Order") was approved by IEUA on August 20, 2014, and by Watermaster on August 28, 2014.
- B. The recommended design approach for the San Sevaire Basin RMPU Improvement Project ("Project") necessitates a change to the Project's total budget from \$3.55 million to \$6.46 million.
- C. IEUA and Watermaster wish to amend that Task Order to reflect the necessary budget increase and to adjust the reimbursement schedule under which Watermaster provides its share of the costs to IEUA.

NOW THEREFORE IT IS AGREED TO AMEND THE TASK ORDER AS FOLLOWS:

1. Section 2 of the Task Order titled SCOPE shall be amended to read:

The activities to be undertaken pursuant to this Task Order include project development to properly establish project's scope and schedule, preliminary design evaluation to define the extent of the upgrades of each site, design for the preparation of the construction plans and specifications for the upgrades, permitting and CEQA review for each site proposed for upgrades, bid/award of the construction contract to the lowest responsible/responsive bidder, and the construction of the improvements. The following is projected cost breakdown and schedule for each of the project phases:

<u>Phase</u>	<u>Start</u>	<u>Finish</u>	<u>Projected Cost</u>
Pre-design	10/1/2012	5/21/2015	\$200,000
Environmental Impact	6/26/2013	6/24/2015	\$32,200
Design	5/22/2015	1/6/2016	\$206,200
Permits	6/26/2013	1/6/2016	\$100,000
Bid and Award	1/7/2016	3/22/2016	\$11,600
Construction	3/23/2016	6/26/2017	\$5,910,000
		Total	\$6,460,000

2. Section 5 of the Task Order titled BUDGET AND COST ALLOCATION shall be amended to read:

Unless the scope of work is changed and an increase is authorized by the Parties the budget for the activities to be undertaken pursuant to this Task Order is three million five hundred thousand dollars (\$6,460,000) ("Budget"), of which \$750,000 in grant funds are available for the Project. The Parties agree that Budget less the grant funds is shared 50-percent by both parties which is consistent with the methodology described in Section 8.1(b) of the Peace II Agreement. The Budget includes IEUA capital, administrative, and overhead expenses associated with IEUA's provision of the services described in Section 3, above. The Budget shall be allocated among the Parties as shown in the table below. The Parties shall budget, pursuant to their own budget mechanism, such that each is able to expend the amounts shown in the Fiscal Years shown in the table below.

San Sevaine Basin	Fiscal Year 2013/14	Fiscal Year 2014/15	Fiscal Year 2015/16	Fiscal Year 2016/17	Total
Watermaster	-	\$475,000	\$1,126,900	\$1,253,100	\$2,855,000
IEUA	\$63,000	\$412,000	\$1,126,900	\$1,253,100	\$2,855,000
Grant Funding	\$27,000	\$220,000	\$251,500	\$251,500	\$750,000
Total	\$90,000	\$1,107,000	\$2,505,300	\$2,757,700	\$6,460,000

3. Section 6 of the Task Order titled TOTAL BUDGETED COST shall be amended to read:

The Parties agree to pay their respective portion of the Budget, less the \$750,000 of available grant funding. The parties shall not be required to pay more than \$5,710,000 ("Total Budgeted Cost").

4. Section 7 of the Task Order titled MAXIMUM COSTS TO WATERMASTER shall be amended to read:

The costs to be required of Watermaster under this Task Order shall be the Total Budgeted Cost that is not paid with available \$750,000 grant money, or \$2,855,000.

5. Section 8 of the Task Order titled MAXIMUM COSTS TO IEUA shall be amended to read:

The costs to be required of IEUA under this Task Order shall be the Total Budgeted Cost that is not paid with available \$750,000 grant money, or \$2,855,000.

ALL OTHER PROVISIONS SHALL REMAIN UNCHANGED.

IN WITNESS WHEREOF, the parties hereby have caused this Amendment to be entered into as of the day and year written above.

INLAND EMPIRE UTILITIES AGENCY:

Joseph Grindstaff
General Manager

CHINO BASIN WATERMASTER:

Peter Kavounas
General Manager

THIS PAGE
HAS
INTENTIONALLY
BEEN LEFT
BLANK
FOR PAGINATION

MASTER AGREEMENT BETWEEN CHINO BASIN WATERMASTER AND INLAND EMPIRE UTILITIES AGENCY REGARDING THE MANAGEMENT OF COLLABORATIVE RECHARGE PROJECTS

TASK ORDER NO. 8
SAN SEVAINE BASIN RMPU IMPROVEMENT PROJECT

This Task Order is made and entered into as of the 28th day of August, 2014 by and between the Chino Basin Watermaster, hereinafter referred to as "Watermaster" and the Inland Empire Utilities Agency, hereinafter referred to as "IEUA" (each a "Party" and collectively, the "Parties").

In consideration of the mutual promises, covenants, and conditions as addressed in the Master Agreement dated July 24, 2014 and as specifically hereinafter set forth, the parties do hereby agree as follows:

1. PURPOSE

The purpose of this Task Order is to govern the project management, planning, permitting, bid/award of construction, design and the construction of the San Sevaire Basin RMPU Improvement Project (RMPU Project Identification - 7).

The purpose of the project is to evaluate and propose construction improvements, and to implement construction improvements needed to maximize infiltration and recharge at the San Sevaire Basins. Depending upon the evaluation, one or more of the following measures will be implemented: (1) construct a new stormwater/recycled water pump station and pipeline, (2) extend the existing RW pipeline, (3) re-grade and deepen basin, and (4) construct internal berms.

The basins consist of five, soft-bottomed basins along the San Sevaire Channel. The basins encompass approximately 93 acres with the potential to recharge up to 8,500 acre-feet per year (AFY) of recycled water (RW), storm water (SW) and imported water. The basins currently operate by delivering most flow to Basin No. 5, which has the lowest infiltration rate as compared to the other basins. This has limited current recharge to approximately 500 AFY.

2. SCOPE

The activities to be undertaken pursuant to this Task Order include project development to properly establish project's scope and schedule, preliminary design evaluation to define the extent of the upgrades of each site, design for the preparation of the construction plans and specifications for the upgrades, permitting and CEQA review for each site

proposed for upgrades, bid/award of the construction contract to the lowest responsible/responsive bidder, and the construction of the improvements. The following is projected cost breakdown and schedule for each of the project phases:

<u>Phase</u>	<u>Start</u>	<u>Finish</u>	<u>Projected Cost</u>
Pre-design	10/1/2012	7/24/2014	\$252,300
Environmental Impact	6/26/2013	9/26/2014	\$32,200
Design	9/10/2014	6/18/2015	\$216,200
Permits	5/15/2013	12/22/2015	\$107,300
Bid and Award	7/6/2015	9/18/2015	\$11,600
Construction	12/23/2015	4/3/2017	\$2,930,400
		Total	\$3,550,000

3. IEUA RESPONSIBILITIES

IEUA agrees to provide project management and contract administration services that include, but are not limited to:

- Engagement of consulting services as needed for:
 - Preliminary design and Design Engineering services;
 - California Environmental Quality Act (CEQA) compliance and Permitting;
 - Bid and award efforts; and
 - Engineering support during construction
- Management of consultants for the above;
- Approval of progress payments for consultants;
- Recommendation as to change orders for consultants; and
- Payment of consultant invoices

During construction IEUA agrees to provide construction management and contract administration services that include, but are not limited to:

- Engagement of Construction Contract services for:
 - Construction work to implement the upgrades
- Management of contractor for the above;
- Approval of progress payments for contractor;
- Recommendation as to change orders for contractor; and
- Payment of contractor invoices

IEUA will supply all personnel and equipment required to perform the assigned services.

4. WATERMASTER RESPONSIBILITIES

Watermaster agrees that it and its employees and consultants will cooperate with IEUA and its contractors in the performance of services under this Task Order and will provide any necessary documentation and information in Watermaster's possession.

5. BUDGET AND COST ALLOCATION

Unless the scope of work is changed and an increase is authorized by the Parties the budget for the activities to be undertaken pursuant to this Task Order is three million five hundred thousand dollars (\$3,550,000) ("Budget"), of which \$750,000 in grant funds are available for the Project. The Parties agree that Budget less the grant funds is shared 50-percent by both parties which is consistent with the methodology described in Section 8.1(b) of the Peace II Agreement. The Budget includes IEUA capital, administrative, and overhead expenses associated with IEUA's provision of the services described in Section 3, above. The Budget shall be allocated among the Parties as shown in the table below. The Parties shall budget, pursuant to their own budget mechanism, such that each is able to expend the amounts shown in the Fiscal Years shown in the table below.

San Sevaine Basin	Fiscal Year 2013/14	Fiscal Year 2014/15	Fiscal Year 2015/16	Fiscal Year 2016/17	Total
Watermaster	-	\$475,000	\$462,500	\$462,500	\$1,400,000
IEUA	\$63,000	\$412,000	\$462,500	\$462,500	\$1,400,000
Grant Funding	\$27,000	\$220,000	\$251,500	\$251,500	\$750,000
Total	\$90,000	\$1,107,000	\$1,176,500	\$1,176,500	\$3,550,000

6. TOTAL BUDGETED COST

The Parties agree to pay their respective portion of the Budget, less the \$750,000 of available grant funding. The parties shall not be required to pay more than \$2,800,000 ("Total Budgeted Cost").

7. MAXIMUM COSTS TO WATERMASTER

The costs to be required of Watermaster under this Agreement shall be the Total Budgeted Cost that is not paid with available \$750,000 grant money, or \$1,400,000.

8. MAXIMUM COSTS TO IEUA

The costs to be required of IEUA under this Agreement shall be the Total Budgeted Cost that is not paid with available \$750,000 grant money, or \$1,400,000.

9. TERM

Work to be undertaken pursuant to this Task order shall be initiated upon the Effective Date, as described in Section 11, below. The terms of this Task Order shall remain effective until IEUA's receipt of Watermaster's share of costs expended pursuant to the Budget shown above, so that IEUA may close out the activities.

10. REIMBURSEMENT

Watermaster's reimbursement of IEUA for work performed under this Task Order shall be as provided in Article 3 of the July 24, 2014 Master Agreement.

11. EFFECTIVE DATE

This Task Order No. 8 will become effective upon execution by both Parties.

IN WITNESS WHEREOF, the Parties have executed this Agreement on the day and year and at the place first above written.

CHINO BASIN WATERMASTER

By 
PETER KAVOUNAS
General Manager

INLAND EMPIRE UTILITIES AGENCY

By 
P. JOSEPH GRINDSTAFF
General Manager

CHINO BASIN WATERMASTER

II. BUSINESS ITEMS

- B. FIRST AMENDMENT TO TASK ORDER 1 (2013 RMPU AMENDMENT YIELD ENHANCEMENT PROJECTS – PLANNING, PERMITTING, AND DESIGN)



CHINO BASIN WATERMASTER

9641 San Bernardino Road, Rancho Cucamonga, Ca 91730
Tel: 909.484.3888 Fax: 909.484.3890 www.cbwm.org

PETER KAVOUNAS, P.E.
General Manager

STAFF REPORT

DATE: March 19, 2015
TO: Advisory Committee Members
SUBJECT: First Amendment to Task Order 1 (2013 RMPU Amendment Yield Enhancement Projects – Planning, Permitting and Design)

SUMMARY

Issue: Inclusion of East Declez Project in the Recharge Master Plan Amendment list of projects and removal of Sierra Basin and Lower San Sevaine projects, which are no longer viable options. Task Order No. 1, under the Master Agreement with Inland Empire Utilities Agency, should be updated to reflect these changes.

Recommendation: Recommend approval to add East Declez Basin project and remove Sierra Basin and Lower San Sevaine projects from the project list; and to update Task Order No. 1 to reflect the change in projects, subject to any non-substantive changes.

Financial Impact: There will be a reduction in the overall soft costs for the projects. Replacing East Declez, which is a lower cost than Lower San Sevaine, along with the complete removal of the Sierra Basin project would reduce the cost from \$8.2 Million to \$7.49 Million. There is no impact to the budget this fiscal year. The reduction in cost will be reflected in future years.

Future Consideration

Advisory Committee: March 19, 2015; Approval

Watermaster Board: March 26, 2015; Approval (Advisory Committee Approval required)

ACTIONS:

March 12, 2015 – Appropriative Pool – Recommended to the Advisory Committee to add East Declez Basin project and remove Sierra Basin and Lower San Sevaine projects from the project list; and to update Task Order No. 1 to reflect the change in projects, subject to any non-substantive changes. Also, as part of the Motion, the Pool requested that Watermaster, JCSD, and IEUA send a letter to the property owner expressing interest in the property.

March 12, 2015 – Non-Agricultural Pool – Recommended to the Advisory Committee to add East Declez Basin project and remove Sierra Basin and Lower San Sevaine projects from the project list; and to update Task Order No. 1 to reflect the change in projects, subject to any non-substantive changes, and direct Non-Ag Pool representatives to vote at the Advisory Committee and Board meetings subject to changes which they deem appropriate.

March 12, 2015 – Agricultural Pool – Recommended to the Advisory Committee to add East Declez Basin project and remove Sierra Basin and Lower San Sevaine projects from the project list; and to update Task Order No. 1 to reflect the change in projects, subject to any non-substantive changes.

March 19, 2015 – Advisory Committee –

March 26, 2015 – Watermaster Board –

BACKGROUND

Section 6 of the 2013 Amendment to the 2010 Recharge Master Plan Update (RMPU), which was approved on November 12, 2013, listed potential projects that could increase recharge to Chino Basin. Lower San Sevaine Project (PID 17a) was chosen by the RMPU Steering Committee as one of the projects to be evaluated. In October of 2014, the Joint Projects Committee was made aware that the property that was to be acquired for the Lower San Sevaine Basin was instead sold at auction to a home developer, consequently rendering the project impossible. The Sierra Basin project was eliminated from further consideration due to the City of Fontana's uncertainty for the land's future use. In an effort to replace Lower San Sevaine and its projected 1,221 acre-feet per year storm water capture, Appropriative Pool committee member Todd Corbin suggested the East Declez Basin Project as a potential substitute.

DISCUSSION

The proposed new East Declez Basin Project-Alternative 2b (see Attachments 1 and 2) potentially provides 913 acre-feet per year of stormwater capture from the San Sevaine and Declez channels. The initial phase of the project entails the project management, environmental review, project evaluation, and design for the construction of the following new facilities:

- New basin within a 70 acre lot
- New spillway, inlet/outlet structures and gate controls
- Diversion structure within Declez Channel
- Rubber dam system within San Sevaine Channel
- Pump expansion and new piping to convey flow to the new basin

East Declez Basin Project is projected with a total capital cost of \$23.5 million.

On January 15, 2015, the Joint Projects Committee Agricultural and Non-Agricultural representatives recommended seeking approval through the Watermaster process for the addition of East Declez Alternative 2b and to drop Lower San Sevaine and Sierra from the projects list. They also recommend that the total soft cost be adjusted to reflect the changes made to the project list. The Appropriative Pool representatives requested that in light of the potential total project cost, the proposed project be considered by the full Appropriative Committee.

An amendment to Task Order No. 1 would also be necessary. (See Attachments 3 and 4.) The purpose of Task Order No. 1 is to govern the planning, permitting and design of the Yield Enhancement Projects recommended in the 2013 Amendment to the 2010 Recharge Master Plan Update. It also governs the cost allocation among Watermaster and Inland Empire Utilities Agency for those projects. The management and cost allocation for the construction, and construction bidding for the Yield Enhancement projects will be done in separate Task Order. With Sierra and Lower San Sevaine removed and the addition of East Declez Basin project, the total projected cost would reduce from \$8 Million to \$7.49 Million. Funds originally planned to be used for Lower San Sevaine will be used towards the project development of East Declez Basin Project.

There will be no impact to the budget for Fiscal Year 2014/2105. The reduction in cost will be reflected in future years.

ATTACHMENTS

1. East Declez Alternate 2b
2. Cost opinion for Alternate 2b
3. Draft Amended Task Order No. 1
4. Task Order No. 1 (Approved August 28th, 2014)

Planned Structures for the East Declez Basin Project

- Rubber Dam
- Drop Inlet

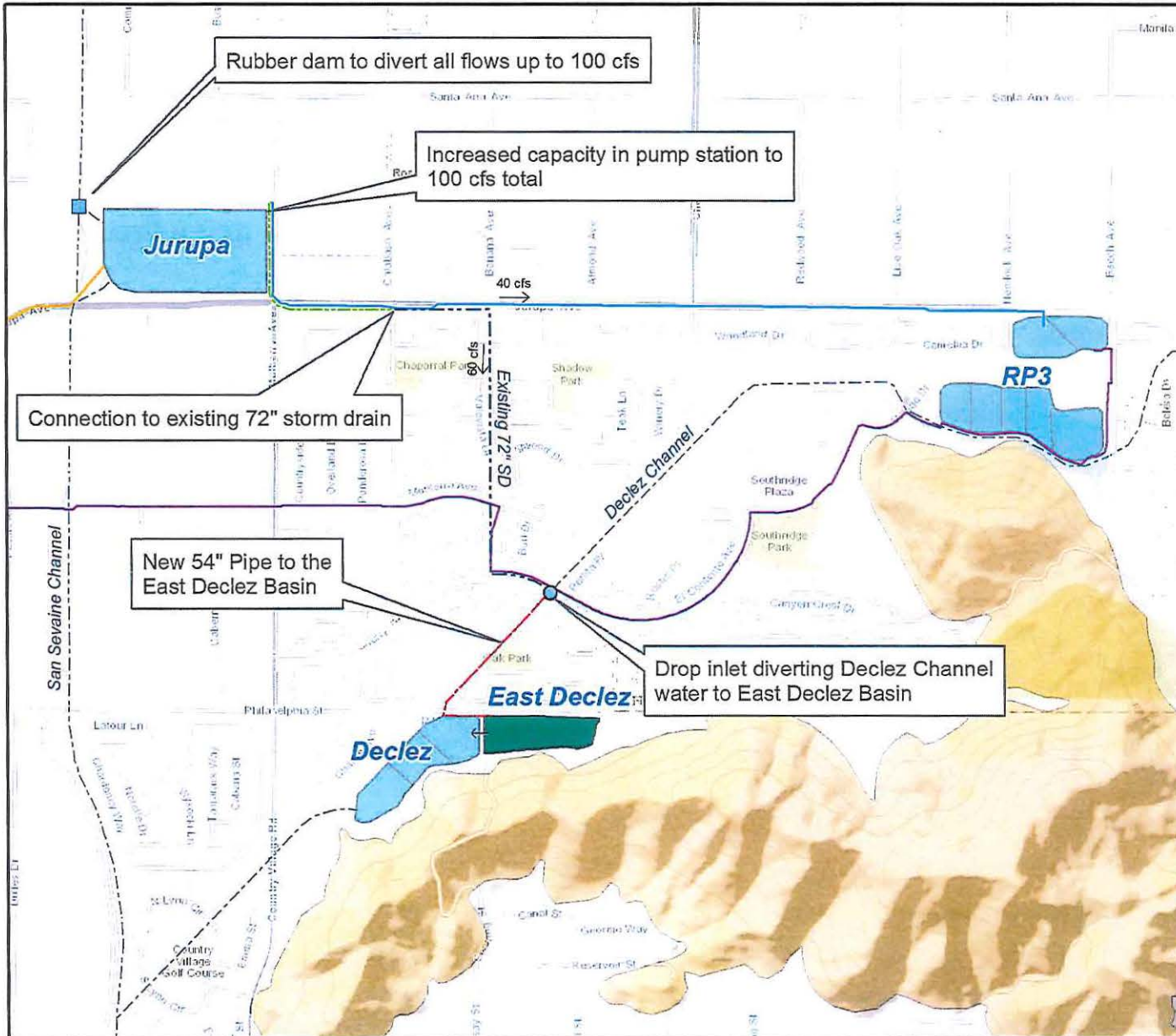
Piping Infrastructure

- Jurupa Force Main
- Wineville Recycled Water Pipeline
- Proposed Pipe from Wineville Basin (PID 23a)
- 54" Diversion Pipe
- 42" Pipe from Jurupa Basin to Existing Storm Drain

Basins

- Existing
- Proposed East Declez Basin

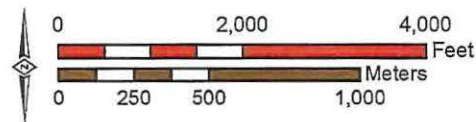
P83



Produced by:



Author: GAR
Date: 11/19/2014
Name: EDeclez_Alt2b



DRAFT



Implementation of 2013 Amendment to the 2010 RMPU

East Declez Basin Project Alternative 2b

Figure 4

ATTACHMENT 2

Cost Opinion for the East Declez Basin - Alternative 2b

Description	Quantity	Unit	Unit Cost	Total Cost	
				Full Excavation and Hauling Cost	10-Percent Excavation and Hauling Cost
Direct Construction Costs					
1 <u>Mobilization @ 5% Other Direct Construction Cost</u>	1	Job	Lump Sum	\$1,454,000	\$1,454,000
2 <u>Spreading Basin Excavation</u>					
Excavate & Haul Offsite	1,030,000	Cu. Yds.	\$18	\$18,715,100	\$1,871,510
3 <u>Diversion from Declez Channel and Basin Inlet Structure</u>					
Drop Inlet Structure	80	Cu. Yds.	\$1,200	\$96,000	\$96,000
Sluice Gate for 54" Pipe	54	in.-dia.	\$595	\$32,130	\$32,130
54" RCP to Basin	2,700	Lin. Ft.	\$515	\$1,390,500	\$1,390,500
Excavation	25,000	Cu. Yds.	\$5.60	\$140,121	\$140,121
Replace Compacted Fill	24,000	Cu. Yds.	\$17	\$403,548	\$403,548
Basin Inlet Structure	350	Cu. Yds.	\$1,345	\$470,806	\$470,806
4 <u>Basin Spillway Structure and Outlet to Declez Basin</u>					
Concrete Spillway Structure (Accommodating up to 150 cfs)	150	Cu. Yds.	\$1,345	\$201,750	\$201,750
Excavation for Outlet Pipe	450	Cu. Yds.	\$5.60	\$2,522	\$2,522
Replace Compacted Fill	225	Cu. Yds.	\$16.81	\$3,783	\$3,783
60" Dia. RCP Outlet	200	Lin. Ft.	\$673	\$134,600	\$134,600
Gates and Controls	1	Job	\$50,000	\$50,000	\$50,000
5 <u>Land Acquisition Cost</u>					
Land Costs	85	\$/acre	\$35,300	\$3,000,500	\$3,000,500
6 <u>Rubber Dam for San Sevaine Channel Diversion to Jurupa</u>					
Rubber Dam Capturing up to 100 cfs	1	Job	\$100,000	\$100,000	\$100,000
7 <u>Pump expansion to 100 cfs</u>					
60 cfs pump capacity increase	600	\$/HP	\$5,000	\$3,000,000	\$3,000,000
8 <u>Conveyance to Declez Channel</u>					
42" Diameter CMLC to existing storm drain	2,800	Lin. Ft.	\$480	\$1,344,000	\$1,344,000
Subtotal Direct Construction Costs				\$30,540,000	\$13,700,000
<u>Contingency > \$2 million@ 10%</u>	1	LS	10%	<u>\$3,054,000</u>	<u>\$3,054,000</u>
<u>Construction Management > \$2 million@ 10%</u>	1	LS	10%	<u>\$3,054,000</u>	<u>\$3,054,000</u>
Total Construction Cost				\$36,648,000	\$19,808,000
<u>Engineering and Admin > \$2 million@ 10%</u>	1	LS	10%	<u>\$3,665,000</u>	<u>\$3,665,000</u>
Total Engineering and Administration				\$3,665,000	\$3,665,000
Total Estimated Project Cost				\$40,310,000	\$23,470,000
Annual Cost - 30 Years @ 5% Interest				\$2,622,400	\$1,527,000
CBWMs Share of Annual Project Cost			100%	\$2,622,400	\$1,527,000
<u>Annual Operations and Maintenance</u>	913	AF	\$37	\$33,781	\$33,781
<u>Annual Energy Cost</u>	14,880	KW-hr	\$0.15	\$2,232	\$2,232
Total Operational Costs				\$36,013	\$36,013
Total CBWMs Share of Annual Cost				\$2,658,413	\$1,563,013
Total CBWMs Share of Annual Unit Cost				\$2,912	\$1,712

FIRST AMENDMENT
to
TASK ORDER NO. 1
2013 RMPU AMENDMENT YIELD ENHANCEMENT PROJECTS
PLANNING, PERMITTING AND DESIGN
under the
MASTER AGREEMENT REGARDING THE
MANAGEMENT OF COLLABORATIVE RECHARGE PROJECTS
between
INLAND EMPIRE UTILITIES AGENCY
and
CHINO BASIN WATERMASTER

This First Amendment to Task Order No. 1 is made and entered into as of the ____ day of March, 2015 by and between the Inland Empire Utilities Agency (IEUA) and the Chino Basin Watermaster (Watermaster) (each a "Party" and collectively, the "Parties").

RECITALS

A. Task Order No. 1 for the 2013 RMPU Amendment Yield Enhancement Projects Planning, Permitting and Design (the "Task Order") was approved by IEUA on April August 20, 2014, and by Watermaster on August 28, 2014.

B. During the January 15, 2015 Joint Projects Committee Meeting, staff recommended the inclusion of a new project, the East Declez Project, within the Recharge Master Plan list of projects and the removal of Sierra Basin and Lower San Sevaine which are no longer viable RMPU project. The Sierra Basin was no longer an option due to the City of Fontana's desire to use the land for other purposes, while Lower San Sevaine is no longer an option due to the land where the project was to be located was sold to a home developer.

C. IEUA and Watermaster wish to amend Task Order No. 1 to reflect these changes on the listed RMPU projects which are considered for design, decrease the total projected design cost, and to adjust the reimbursement schedule under which Watermaster provides its share of the costs to IEUA.

NOW THEREFORE IT IS AGREED TO AMEND THE TASK ORDER AS FOLLOWS:

1. Section 2 of the Task Order titled SCOPE shall be amended to read:

The activities to be undertaken pursuant to this Task Order include preliminary design, proof-of-concept analyses, completion of the CEQA process, permitting, and final design for the following 2013 RMPU Amendment Yield Enhancement Projects, as those projects are further described in the 2013 RMPU Amendment:

ID	Basin Projects
18a	CSI Storm Water Basin
23a	2013 RMPU Proposed Wineville PS to Jurupa, Expanded Jurupa PS to RP3 Basin, and 2013 Proposed RP3 Improvements
-	East Declez Basin
11	Victoria Basin
14	Turner Basin
15a	Ely Basin
2	Montclair Basins

Under this task order the following is an estimated scheduled and projected cost break down for each phase of work:

Phases	Start	Finish	Projected Cost
Project Development	07/01/14	04/15/15	\$53,547
Preliminary Design	04/16/15	08/26/16	\$1,360,328
Environmental	02/19/15	08/29/16	\$532,190
Design	08/29/16	12/29/17	\$5,169,055
Permits	08/29/16	12/29/17	\$375,380
		Total	\$7,490,500

- Section 5 of the Task Order titled BUDGET AND COST ALLOCATION shall be amended to read:

The budget for the activities to be undertaken pursuant to this Task Order is five million four hundred sixty-nine thousand five hundred dollars (\$7,490,500) unless the scope of work is changed and an increase is authorized by the Parties ("Budget"). The Parties agree that these costs are shared consistent with the methodology described in Peace II Agreement Section 8.1(b), and that IEUA's share of the costs is based on a 50% allocation of the costs of those portions of the project for which there is a recycled water component. The Budget includes IEUA capital, administrative, and overhead expenses associated with IEUA's provision of the services described in Section 3, above. The fiscal year budget allocation is as follows:

Design - RMPU YE Design	Fiscal Year 2015/16	Fiscal Year 2016/17	Fiscal Year 2017/18	Total
Watermaster	\$569,750	\$3,100,000	\$3,570,500	\$7,240,250
IEUA	\$250,250	-	-	\$250,250
Total	\$820,000	\$3,100,000	\$3,549,500	\$7,490,500

3. Section 6 of the Task Order titled TOTAL BUDGETED COST shall be amended to read:

The Parties agree to pay their respective portion of the total costs, and the parties shall not be required to pay more than \$7,490,500 ("Total Budgeted Cost").

4. Section 7 of the Task Order titled MAXIMUM COSTS TO WATERMASTER shall be amended to read:

The costs to be required of Watermaster under this Agreement shall not exceed its share of the Total Budgeted Cost, as shown in Section 5 above, or \$7,240,250.

ALL OTHER PROVISIONS SHALL REMAIN UNCHANGED.

IN WITNESS WHEREOF, the parties hereby have caused this Amendment to be entered into as of the day and year written above.

INLAND EMPIRE UTILITIES AGENCY:

Joseph Grindstaff
General Manager

CHINO BASIN WATERMASTER:

Peter Kavounas
General Manager

THIS PAGE
HAS
INTENTIONALLY
BEEN LEFT
BLANK
FOR PAGINATION

MASTER AGREEMENT BETWEEN CHINO BASIN WATERMASTER AND INLAND EMPIRE UTILITIES AGENCY REGARDING THE MANAGEMENT OF COLLABORATIVE RECHARGE PROJECTS

TASK ORDER NO. 1

2013 RMPU AMENDMENT YIELD ENHANCEMENT PROJECTS – PLANNING, PERMITTING AND DESIGN

This Task Order is made and entered into as of the 28th day of August, 2014 by and between the Chino Basin Watermaster, hereinafter referred to as "Watermaster" and the Inland Empire Utilities Agency, hereinafter referred to as "IEUA" (each a "Party" and collectively, the "Parties").

In consideration of the mutual promises, covenants, and conditions as addressed in the Master Agreement dated July 24, 2014 and as specifically hereinafter set forth, the parties do hereby agree as follows:

1. PURPOSE

The purpose of this Task Order is to govern the planning, permitting and design of the Yield Enhancement Projects recommended in the 2013 Amendment to the 2010 Recharge Master Plan Update ("2013 RMPU Amendment"), and the cost allocations among Watermaster and IEUA for those Projects, pursuant to the Peace II Agreement. The management and cost allocation for construction of, and construction bidding for, the 2013 RMPU Amendment Yield Enhancement projects will be the subject of a separate Task Order.

2. SCOPE

The activities to be undertaken pursuant to this Task Order include preliminary design, proof-of-concept analyses, completion of the CEQA process, permitting, and final design for the following 2013 RMPU Amendment Yield Enhancement Projects, as those projects are further described in the 2013 RMPU Amendment:

Project ID	Project
MZ3 Projects	
18a	CSI Storm Water Basin
23a	2013 RMPU Proposed Wineville PS to Jurupa, Expanded Jurupa PS to RP3 Basin, and 2013 Proposed RP3 Improvements
25a	Sierra
27	Declez Basin
MZ2 Projects	
11	Victoria Basin
14	Turner Basin
15a	Ely Basin
17a	Lower San Sevaine Basin (2010 RMPU)
MZ1 Projects	
2	Montclair Basins

Under this task order the following is an estimated schedule and projected cost break down for each phases of the design:

Phase	Start	Finish	Projected Cost
Project Development	01/07/2014	02/18/2015	\$58,100
Preliminary Design	02/19/2015	06/30/2016	\$1,475,100
Environmental	02/19/2015	06/30/2016	\$577,100
Design	07/01/2016	12/29/2017	\$5,605,100
Permits	09/30/2016	12/29/2017	\$407,100
Total			\$8,122,500

3. IEUA RESPONSIBILITIES

IEUA agrees to provide project management and contract administration services that include, but are not limited to:

- Engagement of consulting services as needed for:
 - Project design;
 - California Environmental Quality Act (CEQA) compliance;
 - Permitting;
- Management of consultants for the above;
- Approval of progress payments for consultants;

- Recommendation as to change orders for consultants;
- Payment of consultant invoices

IEUA will supply all personnel and equipment required to perform the assigned services.

4. WATERMASTER RESPONSIBILITIES

Watermaster agrees that it and its employees and consultants will cooperate with IEUA and its contractors in the performance of services under this Task Order and will provide any necessary documentation and information in Watermaster's possession.

5. BUDGET AND COST ALLOCATION

The budget for the activities to be undertaken pursuant to this Task Order is seven million eight hundred seventy-two thousand two hundred fifty dollars (\$7,872,250) unless the scope of work is changed and an increase is authorized by the Parties ("Budget"). The Parties agree that these costs are shared consistent with the methodology described in Peace II Agreement Section 8.1(b), and that IEUA's share of the costs is based on a 50% allocation of the costs of those portions of the project for which there is a recycled water component. The Budget includes IEUA capital, administrative, and overhead expenses associated with IEUA's provision of the services described in Section 3, above. The fiscal year budget allocation is as follows:

Design - RMPU YE Design	Fiscal Year 2014/15	Fiscal Year 2015/16	Fiscal Year 2016/17	Fiscal Year 2017/18	Total
Watermaster	-	\$1,800,000	\$3,500,000	\$2,572,250	\$7,872,250
IEUA	\$250,250	-	-	-	\$250,250
Total	\$250,250	\$1,800,000	\$3,500,000	\$2,572,250	\$8,122,500

6. TOTAL BUDGETED COST

The Parties agree to pay their respective portion of the total costs, and the parties shall not be required to pay more than \$8,122,500 ("Total Budgeted Cost").

7. MAXIMUM COSTS TO WATERMASTER

The costs to be required of Watermaster under this Agreement shall not exceed its share of the Total Budgeted Cost, as shown in Section 5 above, or \$7,872,250.

8. MAXIMUM COSTS TO IEUA

The costs to be required of IEUA under this Agreement shall not exceed its share of the Total Budgeted Cost, as shown in Section 5 above, or \$250,250.

9. TERM

Work to be undertaken pursuant to this Task order shall be initiated upon the Effective Date, as described in Section 11, below. The terms of this Task Order shall remain effective until IEUA's receipt of Watermaster's share of costs expended pursuant to the Budget shown above, so that IEUA may close out the activities.

10. REIMBURSEMENT

Watermaster's reimbursement of IEUA for work performed under this Task Order shall be as provided in Article 3 of the July 24, 2014 Master Agreement.

11. EFFECTIVE DATE

This Task Order No. 1 will become effective upon execution by both Parties.

IN WITNESS WHEREOF, the Parties have executed this Agreement on the day and year and at the place first above written.

CHINO BASIN WATERMASTER

By 
PETER KAVOUNAS
General Manager

INLAND EMPIRE UTILITIES AGENCY

By 
P. JOSEPH GRINDSTAFF
General Manager

CHINO BASIN WATERMASTER

III. REPORTS/UPDATES

C. GM REPORT

1. EXHIBIT "G" AVAILABLE WATER FINAL ALLOCATION TABLE

Actual Allocation for the Purchase of the Exhibit "G" Non-Ag Pool Water 2015

The Restated Judgment, Exhibit "G" states:

9(a) By December 31 of each year, the members of the Overlying (Non-Agricultural) Pool shall notify Watermaster of the amount of water each member shall make available in their individual discretion for purchase by the Appropriators. By January 31 of each year, Watermaster shall provide a Notice of Availability of each Appropriator's pro-rata share of such water;

9(b) Except as they may be limited by paragraph 9(e) below, each member of the Appropriative Pool will have, in their discretion, a right to purchase its pro-rata share of the supply made available from the Overlying (Non-Agricultural) Pool at the price established in 9(d) below. Each Appropriative Pool member's pro-rata share of the available supply will be based on each Producer's combined total share of Operating Safe Yield and the previous year's actual Production by each party;

9(c) If any member of the Appropriative Pool fails to irrevocably commit to their allocated share by March 1 of each year, its share of the Overlying (Non-Agricultural) Pool water will be made available to all other members of the Appropriative Pool according to the same proportions as described in 9(b) above and at the price established in Paragraph 9(d) below. Each member of the Appropriative Pool shall complete its payment for its share of water made available by June 30 of each year.

Non-Ag Water Made Available By:		
Party	Volume Made Available (AF)	Payment @ \$500.52 per AF
Aqua Capital Management	300.000	\$ 150,156.00
California Speedway Corp.	1,000.000	\$ 500,520.00
NRG CA South LP	1,000.000	\$ 500,520.00
	2,300.000	\$ 1,151,196.00

1st Iteration Additional Amount Available To Be Reallocated:
(= Total [B] - Total [D])
1,204.466 Acre-Feet

2nd Iteration Additional Amount Available To Be Reallocated:
(= Total [B] - Total [J])
11.157 Acre-Feet

3rd Iteration Additional Amount Available To Be Reallocated:
(= Total [B] - Total [O])
- Acre-Feet

Party	2,300.000 Potential Allocation (From Notice)	Maximum Amount Stated On Form	Amount of Original Potential Allocation Requested	Maximum Additional Amount Requested	Original Potential Allocation (If Purchasing Additional)	1st Iteration			Total Amount After Iteration	Original Potential Allocation (If Purchasing Additional)	2nd Iteration			Total Amount After Iteration	Original Potential Allocation (If Purchasing Additional)	3rd Iteration			Total Amount After Iteration	Cost for Each Party's Allocation @ \$500.52 per AF
						Percent Of Potential Allocation	Available Allocation Amount For This Iteration	Reallocation Actual Amount (Up To Maximum)			Percent Of Potential Allocation	Available Allocation Amount For This Iteration	Reallocation Actual Amount (Up To Maximum)			Percent Of Potential Allocation	Available Allocation Amount For This Iteration	Reallocation Actual Amount (Up To Maximum)		
Arrowhead Mtn Spring Water Co	4.353	2,300.000	4.353	2,295.647	4.353	0.533%	6.420	6.420	10.772	4.353	0.564%	0.063	0.063	10.835				10.835	\$ 5,423.35	
Chino Hills, City Of	127.220		-	-	-				-	-				-				-	\$ -	
Chino, City Of	84.600		-	-	-				-	-				-				-	\$ -	
Cucamonga Valley Water District	261.000	1,321.352	261.000	1,060.352	261.000	31.962%	384.968	384.968	645.968	261.000	33.822%	3.773	3.773	649.742				649.742	\$ 325,208.68	
Desalter Authority	-		-	-	-				-	-				-				-	\$ -	
Fontana Union Water Company	134.050	678.648	134.050	544.598	134.050	16.416%	197.720	197.720	331.770	134.050	17.371%	1.938	1.938	333.708				333.708	\$ 167,027.64	
Fontana Water Company	176.571	2,300.000	176.571	2,123.429	176.571	21.623%	260.437	260.437	437.008	176.571	22.881%	2.553	2.553	439.561				439.561	\$ 220,009.09	
Fontana, City Of	-		-	-	-				-	-				-				-	\$ -	
Golden State Water Company	17.084		-	-	-				-	-				-				-	\$ -	
Jurupa Community Services District	250.095	250.095	250.095	-	-				250.095	-				250.095				250.095	\$ 125,177.55	
Marygold Mutual Water Company	28.838	28.838	28.838	-	-				28.838	-				28.838				28.838	\$ 14,434.00	
Monte Vista Irrigation Company	14.193	166.793	14.193	152.600	14.193	1.738%	20.935	20.935	35.128	14.193	1.839%	0.205	0.205	35.333				35.333	\$ 17,684.94	
Monte Vista Water District	181.522	2,300.000	181.522	2,118.478	181.522	22.229%	267.741	267.741	449.263	181.522	23.523%	2.624	2.624	451.888				451.888	\$ 226,178.75	
Niagara Bottling, LLC	15.414		-	-	-				-	-				-				-	\$ -	
Nicholson Trust	0.084		-	-	-				-	-				-				-	\$ -	
Norco, City Of	4.227		-	-	-				-	-				-				-	\$ -	
Ontario, City Of	418.754		-	-	-				-	-				-				-	\$ -	
Pomona, City Of	383.435		-	-	-				-	-				-				-	\$ -	
San Antonio Water Company	44.912	100.000	44.912	55.088	44.912	5.500%	66.244	55.088	100.000	-				100.000				100.000	\$ 50,052.00	
San Bernardino County Shtg Prk	0.188		-	-	-				-	-				-				-	\$ -	
Santa Ana River Water Company	27.850		-	-	-				-	-				-				-	\$ -	
Upland, City Of	92.222		-	-	-				-	-				-				-	\$ -	
West End Consolidated Water Company	19.876		-	-	-				-	-				-				-	\$ -	
West Valley Water District	13.513		-	-	-				-	-				-				-	\$ -	
Total	2,300.000	9,445.726	1,095.534	8,350.192	816.601	100.000%	1,204.466	1,193.309	2,288.843	771.689	100.000%	11.157	11.157	2,300.000	771.689	100.000%	-	-	2,300.000	\$ 1,151,196.00

[A]	[B]	[C]	[D]	[E]	[F]	[G]	[H]	[I]	[J]	[K]	[L]	[M]	[N]	[O]	[P]	[Q]	[R]	[S]	[T]	[U]	
	As Provided On CBWM Notice To Parties	As Stated On Form By Party	Copied From [B] If Purchasing Water	= [C] - [D]	Copied From [B] If Purchasing Water	Party's [F] Divided By Total [F]	= Iteration Amount Available * [G]	[H] or [E], Whichever Is Lesser	= [D] + [I]	Copied From [B] If Purchasing Water	Party's [K] Divided By Total [K]	= Iteration Amount Available * [L]	[M] or ([C] - [J]), Whichever Is Lesser	= [J] + [N]	Copied From [B] If Purchasing Water	Party's [P] Divided By Total [P]	= Iteration Amount Available * [Q]	[R] or ([C] - [O]), Whichever Is Lesser	= [O] + [S]	= [T] * \$/AF Cost	

NOTE: Parties purchasing are current on assessments and in compliance with the OBMP.

THIS PAGE HAS
INTENTIONALLY
BEEN LEFT BLANK
FOR PAGINATION

CHINO BASIN WATERMASTER

III. REPORTS/UPDATES

D. INLAND EMPIRE UTILITIES AGENCY

1. MWD Update (Written)
2. State and Federal Legislative Reports
3. Community Outreach/Public Relations Report

CHINO BASIN WATERMASTER

ADVISORY COMMITTEE

March 19, 2015

AGENDA

INTERAGENCY WATER MANAGER'S REPORT

Chino Basin Watermaster

9641 San Bernardino Road

Rancho Cucamonga, CA 91730

Discussion Items:

- MWD Update (Written)

Written Items:

- State and Federal Legislative Reports
- Community Outreach/Public Relations Report

**CBWM Advisory Committee Meeting
March 19, 2015**

MWD Update – Discussion

- **Water Supply Allocation Plan:** The MWD Board approved changes to the WSAP baseline and formula during the December 9, 2014 Board meeting. The MWD Board will decide in April when the updated WSAP will go into effect. IEUA staff will continue to work closely with MWD to confirm baseline numbers and credits for the region. IEUA will provide updated baseline numbers as they are received from MWD.
- **Shutdown of Etiwanda Pipeline:** MWD is conducting Phase 2 of the lining repair work along the Etiwanda Pipeline. Phase 1 was completed summer of 2014. The work under Phase 2 is scheduled to start on 05/01/15 and last until 10/01/15. This work will impact potential replenishment deliveries to CB-18 during this time.
- **State Water Resources Control Board:** The SWRCB released its draft Urban Conservation Emergency Regulation proposal on Friday, March 6. This proposal will be discussed during the next SWRCB meeting, which is scheduled for Tuesday, March 17, 2015.

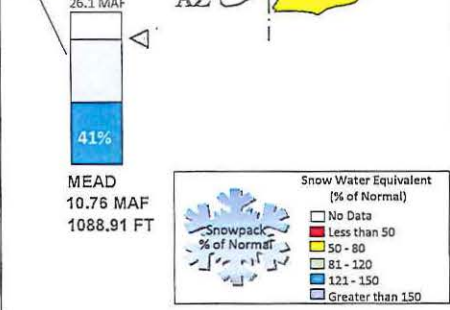
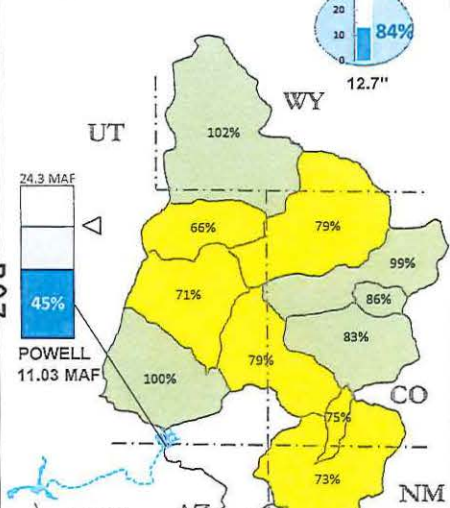
A sampling of proposed regulations is below:

- Prohibition on irrigation of turf or ornamental landscapes following measurable precipitation
- Restrictions in the hospitality sector
- Limits to irrigation of ornamental landscapes or turf using potable water
- Notification requirements to customers regarding leaks

WATER SUPPLY CONDITIONS CRA

As of: 03/02/2015

2015 Colorado River
 925,000 AF
 74% of full CRA
 Does not include storage withdrawals or other adjustments



Turn page for more CRA Data Flip Over for SWP Data

HIGHLIGHTS

Colorado River Basin

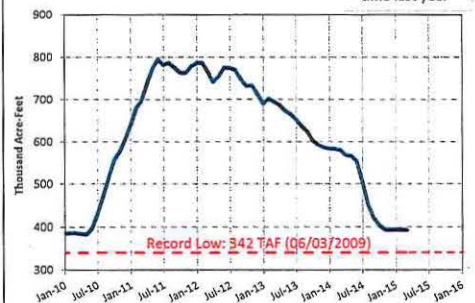
- Snowpack increased since last week, now at 89% of normal for this date.
- WY runoff forecast into Lake Powell at 78% of normal.
- Snowfall begins to taper off midweek but temperatures remain very cold.

Northern California

- 8 Station at 87% of normal for this date.
- Nor Sierra snowpack continues to decline, now 16% of normal for this date.
- Warm, mild weather through the weekend, with increasing chance for precipitation next Tuesday and Wednesday.

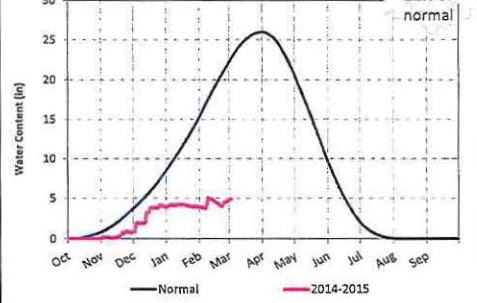
Diamond Valley Lake Storage

Capacity: 810 TAF 185 TAF less in storage than this time last year

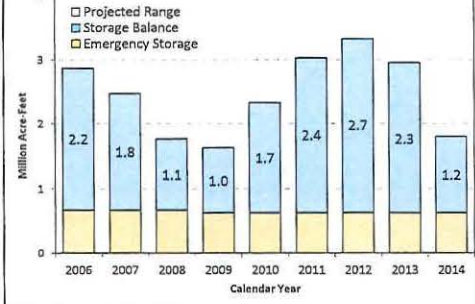


Southern Sierra Snowpack

5.00 in. 22% of normal

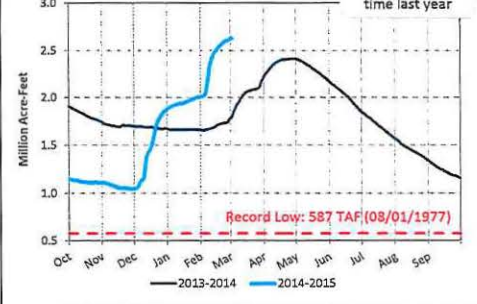


MWD Storage Reserve Levels



Lake Shasta Reservoir Storage

Capacity: 4.55 MAF 832 TAF more in storage than this time last year

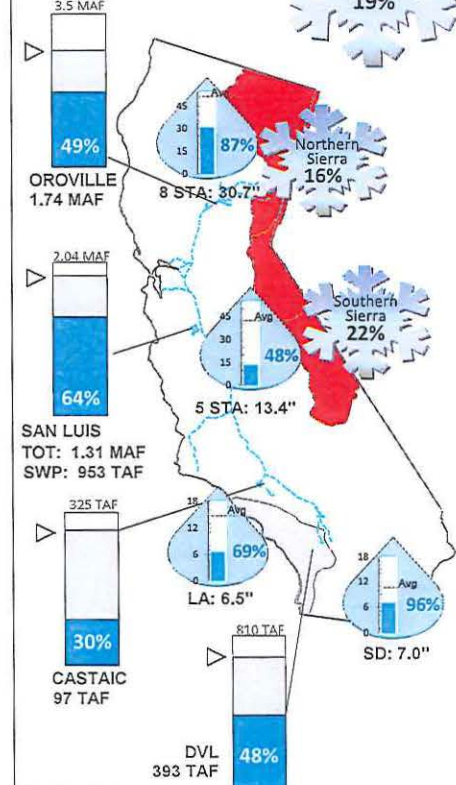


This report is produced by the Water Resource Management group and contains information from various federal, state, and local agencies. Metropolitan cannot guarantee the accuracy or completeness of this information. Readers should refer to the relevant state, federal, and local agencies for additional or for the most up to date water supply information. Reservoirs, lakes, aqueducts, maps, watersheds, and all other visual representations on this report are not drawn to scale. http://www.mwdh2o.com/mwdh2o/pages/yourwater/supply/res_storage/res_storage.pdf

WATER SUPPLY CONDITIONS SWP

As of: 03/02/2015

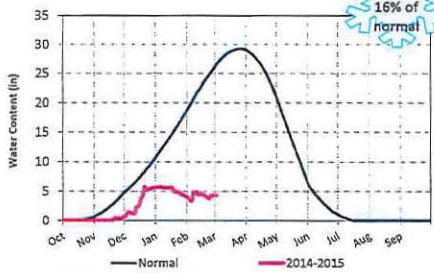
2015 SWP Allocation
 382,300 AF
 20% of Table A



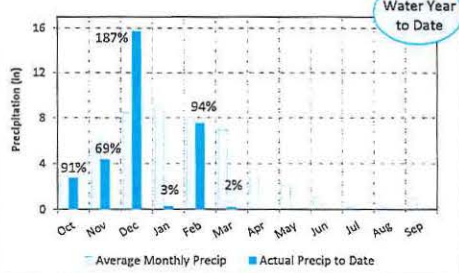
Flip Over for CRA Data Turn page for more SWP Data

State Water Project Resources

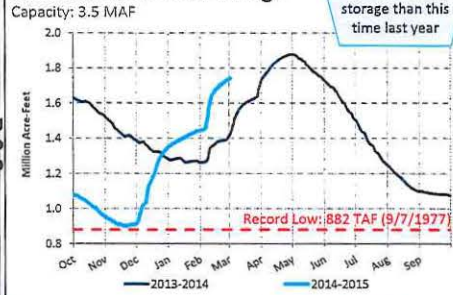
Northern Sierra Snowpack



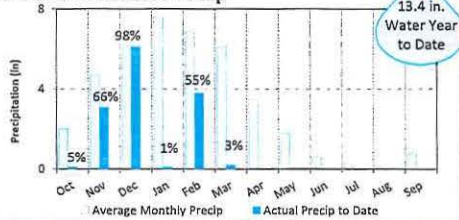
8 Station Index Precip



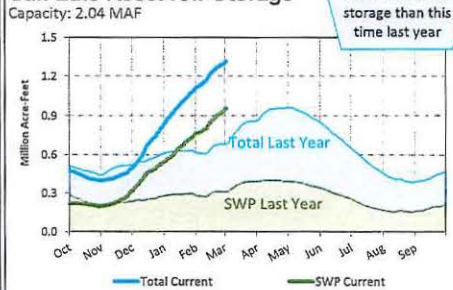
Oroville Reservoir Storage



5 Station Index Precip



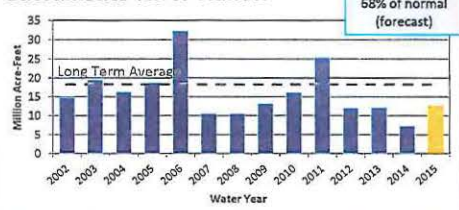
San Luis Reservoir Storage



Other SWP Contract Supplies for 2015 (AF)

Article 14(b) (Rescheduled)	0
Transfer Supplies	TBD
Article 56 (Prior Cal. Year(s) CO)	33,000
Pool A/B (Purchased)	TBD

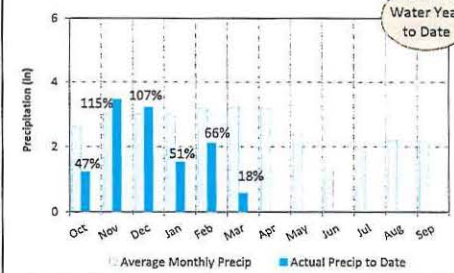
Sacramento River Runoff



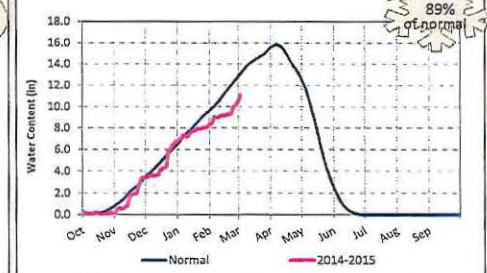
Colorado River Resources

As of: 03/02/2015

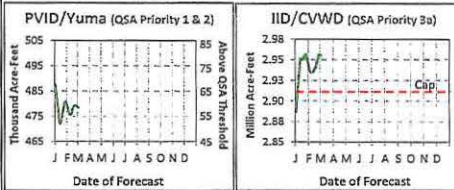
Upper Colorado Basin Precip



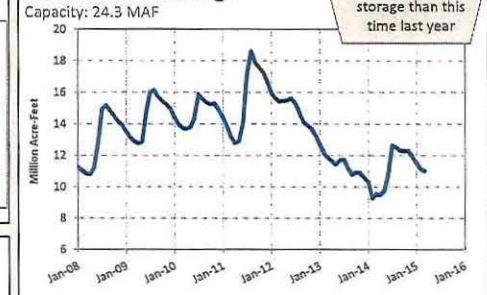
Upper Colorado Basin Snowpack



2015 Colorado River Ag Use Forecast



Lake Powell Storage

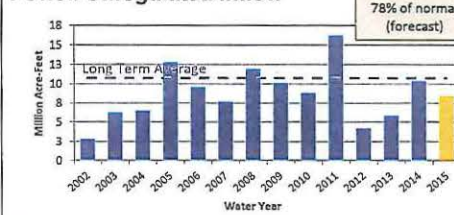


Lake Mead Shortage/Surplus Outlook

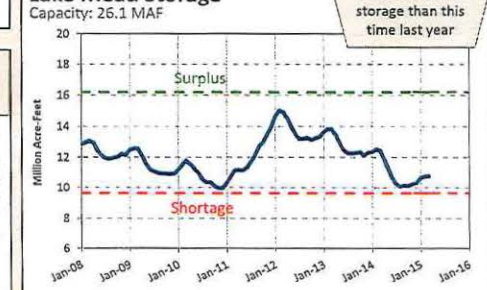
	2015	2016	2017	2018	2019
Shortage	0%	21%	54%	62%	58%
Surplus	0%	0%	5%	8%	14%

Likelihood based on results from the January 2015 ISBR Colorado River Simulation System model run

Powell Unregulated Inflow



Lake Mead Storage



February 27, 2015

To: Inland Empire Utilities Agency
From: Michael Boccadoro
President
RE: February Legislative Report



Overview:

The Legislature spent most of February in informational hearings and drafting bills to introduce before the February 27 bill introduction deadline. The Assembly Water, Parks and Wildlife Committee and the Senate Budget and Fiscal Review Committee convened hearings to discuss implementation of Proposition 1 and state and local funding relationships and the Governor's budget, respectively. John Laird, Natural Resources Secretary; Mark Cowin, Director, Department of Water Resources; Chuck Bonham, Director, Department of Fish and Wildlife; Felicia Marcus, Chair, State Water Resources Control Board all testified at both hearings and were joined by others to discuss a broad range of issues, but spent a significant amount of time discussing Proposition 1 implementation.

The State Water Resources Control Board (SWRCB) released draft general waste discharge requirements for composting operations as well as a draft environmental impact report (EIR). The intent is to protect groundwater from composting activities, including the regulation of pollutants such as nutrients and salts. The draft has received significant criticism from a broad range of stakeholders.

The California Energy Commission (CEC) has started the process on the 2015 Integrated Energy Policy Report (IEPR). The report is the state's main energy-policy document and makes recommendations based on the CEC's assessments and forecasts. The Scoping Order for the document noted that there will be significant discussion about the water energy nexus in the next IEPR and is looking forward to stakeholder input on the subject.

The non-partisan Legislative Analyst's Office (LAO) released a report to the California Legislature, providing an overview of the Delta, including the significant problems facing the Delta ecosystem and the state water supply. It also provided a description of efforts currently underway to address the Delta's problems, including the Delta Plan, BDCP, flood control efforts and the State Water Resources Control Board's water quality goals.

The Public Policy Institute of California (PPIC) released a survey that found that a majority of Californians (59 percent) say the supply of water is a big problem in their region, down from the record-high 68 percent who held this view in October of 2014.

Senate Democrats introduced a package of bills that would implement the goals the Governor outlined in his inaugural address, including cutting greenhouse gases to 80 percent below 1990

levels by 2050; reduce petroleum use by 50 percent by 2030; enact a 50 percent clean energy standard by 2030 and increase building efficiency by 50 percent by 2030. The bills will be hotly debated in the legislature in the coming months.

Inland Empire Utilities Agency Status Report – February 2015

New Draft Waste Discharge Controls for Compost Facilities Released by SWRCB

The State Water Resources Control Board (SWRCB) released draft general waste discharge requirements for composting operations as well as a draft environmental impact report (EIR). The intent is to protect groundwater from composting activities, including the regulation of pollutants such as nutrients and salts.

The rules include construction standards for “pads” under the facilities, ponds used for discharge collection, wastewater handling systems, drainage and other operations, as well as facility monitoring requirements.

Dozens of industry, government and environmental organizations testified at a recent public hearing criticizing the plan. Critics included representatives from compost facilities who don’t see the need for statewide regulation, and urge the SWRCB to allow regional boards to consider requirements on a facility by facility basis.

Revisions and further public workshops are possible prior to the June 16 SWRCB meeting where the order is scheduled to be adopted.

Water Energy Nexus To Be Focus in CEC Integrated Energy Policy Report

The California Energy Commission (CEC) has started the process on the 2015 Integrated Energy Policy Report (IEPR). The report is the state’s main energy-policy document and makes recommendations based on the CEC’s assessments and forecasts. The 2015 report is expected to cover five general topics:

- Energy efficiency: including efforts to boost building efficiency.
- Renewables: including issues and potential solutions to reaching a 50 percent renewable energy standard.
- Electricity: including demand forecasts, transmission planning and electric reliability in Southern California in the wake of the closure of the San Onofre Nuclear Generating Station. This will also include impacts of continued drought conditions and changing water policies on electricity supply and demand.
- Natural gas.
- Transportation.
- Climate change.

Most parties commenting on the IEPR Scoping Order stressed the need for the IEPR to focus on post 2020 goals. Several groups have asked that the water energy nexus have its own stand alone chapter. Other groups have suggested adding large hydro and/or allowing California Solar

Initiative energy generation to count towards the renewable portfolio standard. Finally, Pacific Gas & Electric advised the CEC to look closely at all the impacts of post 2020 goals and how future goals might lead to excess generation.

The CEC expects to hold IEPR workshops through July, and publish the draft report in October with the final 2015 IEPR to be adopted in February 2016.

Legislative Analyst's Office Releases Report on Delta Progress

The non-partisan Legislative Analyst's Office (LAO) released a report to the California Legislature, providing an overview of the Delta, including the significant problems facing the Delta ecosystem and the state water supply. It also provided a description of efforts currently underway to address the Delta's problems, including the Delta Plan, BDCP, flood control efforts and the State Water Resources Control Board's water quality goals.

The report culminated with the description of a number of issues in the Delta that deserve legislative consideration to move forward, as described below:

- **Managing and Prioritizing Demands for Delta Water.** The Delta is affected by statewide water use and policies that determine how water is managed in the state. The Legislature established the goal of reducing reliance on the Delta as a source of water but that goal is open to multiple interpretations, each with different effects on the state's economy and the environment. Also, water diverted prior to reaching the Delta and water necessary to address groundwater overdraft can have significant effects on Delta water management.
- **Funding Sources for Some Key Delta Activities Uncertain.** The BDCP is expected to cost \$25 billion dollars over 50 years. However, some sources of funding—such as state bond funds for ecosystem restoration activities—may not materialize. If bond funds are not available in the near future and additional funding sources are not identified, some ecosystem restoration might not be funded, including some habitat restoration that needs to occur in order to determine how much water can be exported by the BDCP tunnels. In addition, the costs to implement the Delta Plan are unknown but potentially significant (CALFED identified about \$8 billion in similar Delta projects in the Delta Plan).
- **Current Delta Governance Limits Effectiveness.** Specific provisions of the state's policy for the Delta (the Delta Reform Act of 2009) might restrict the state's ability to enforce the Delta Plan. In addition, several reviews of Delta governance have found that decision-making continues to be fragmented, leading to a lack of integration among the various planning regulatory activities in the Delta. This is likely to result in conflicting plans and regulatory actions, slowing progress on the state's objectives.
- **Slow Implementation of Some Key Activities.** The Delta Plan includes performance measures to track the outcomes related to the state's efforts in the Delta, but that tracking has not yet begun. In addition, there has been slow progress in meeting a statutory requirement to develop a strategy for prioritizing state spending on levee improvements.

- Challenges to Restoring the Delta Ecosystem. The numerous factors that harm the Delta—and the complex interaction among them—make it difficult to identify the most cost-effective ways to restore the ecosystem. As a result, improving ecosystem conditions will likely require addressing most factors, to some degree. In addition, many of the planned ecosystem restoration projects have faced challenges, which have delayed their completion. By addressing some of these issues, the Legislature can improve the likelihood that its goals and objectives for the Delta will be realized.

The report concludes that although many activities to resolve the problems in the Delta are able to proceed without further legislative direction, the Legislature may want to provide additional statutory guidance in order to address the issues raised in this report. By doing so, the Legislature can improve the likelihood that its goals and objectives will be realized by offering additional guidance and specificity on many aspects of Delta policy.

PPIC Releases Polling Information on California Water

The Public Policy Institute of California (PPIC) released a survey on statewide issues which included a section on California water policy. The survey found that a majority of Californians (59 percent) say the supply of water is a big problem in their region, down from the record-high 68 percent who held this view in October of 2014.

Most residents (59 percent) continue to say the state and local governments are not doing enough to respond to the current drought. Likely voters (70 percent) are more likely than the overall population to say that the supply of water in their part of California is a big problem. Similar proportions of inland (60 percent) and coastal (58 percent) residents hold this view. Residents in the Central Valley (68 percent) and Orange/San Diego counties (64 percent) were most likely to say the water supply is a big problem in their part of the state.

Overall, water continues to rank in the top three issues that likely voters are concerned about in California.

“Which one issue facing California today do you think is the most important for the governor and state legislature to work on in 2015?”

Top six issues mentioned	All adults	Region					Likely voters
		Central Valley	San Francisco Bay Area	Los Angeles	Orange/San Diego	Inland Empire	
Jobs, economy	19%	14%	18%	20%	27%	17%	21%
Education, schools, teachers	15	14	18	15	18	11	18
Immigration, illegal immigration	11	17	8	15	6	16	10
Water, drought	9	21	6	4	7	9	12
State budget, deficit, taxes	6	4	5	5	11	4	9
Infrastructure	5	3	8	5	4	5	4

Climate Change Package of Bills Introduced

The package of bills to implement the Governor’s renewable energy and clean fuels goals have been introduced by Democratic lawmakers. The main bill of the package, SB 350 by Senator Mark Leno (D-San Francisco) sets to codify an executive order to cut greenhouse gases to 80

percent below 1990 levels by 2050; reduce petroleum use by 50 percent by 2030; enact a 50 percent clean energy standard by 2030 and increase building efficiency by 50 percent by 2030. Additionally, SB 350 would set interim targets for GHG reduction that includes 40 percent reduction by 2024 and 45 percent reduction by 2027.

The bill gives broad power to the California Air Resources Board (CARB) to adopt and implement motor vehicle emissions standards, performance standards and fuel specifications to achieve 50 percent reductions in motor vehicle petroleum use by 2030. CARB has already stated that they would prefer to set the interim targets themselves, not have the Legislature mandate specific numbers.

Other bills in the package include SB 189 by Senator Ben Hueso (D-Chula Vista), would create the Clean Energy and Low-Carbon Economic and Jobs Growth Blue Ribbon Committee to advise state agencies on the most effective ways to spend GHG-related funds and implement policies to maximize job creation and economic benefits.

SB 185, the Public Divesture of Thermal Coal Companies Act, by President pro Tem Kevin de Leon (D- Los Angeles) would require the boards of the Public Employees' Retirement System and the State Teachers' Retirement System to divest the public employee retirement funds of any investments in a thermal coal company.

Not surprisingly, there is already significant pushback from some business and consumer protection groups who worry about the cost to implement these goals.

There will be significant debate, discussion and revision of these bills in the coming months.

Legislative Hearings

Both the Senate and the Assembly convened hearings recently to discuss water issues in California. The Assembly Water, Parks and Wildlife Committee called together John Laird, Natural Resources Secretary; Mark Cowin, Director, Department of Water Resources; Chuck Bonham, Director, Department of Fish and Wildlife; Felicia Marcus, Chair, State Water Resources Control Board; Joe Byrne, Chair, California Water Commission; John Donnelly, Executive Director, Wildlife Conservation Board and other stakeholders, to discuss implementation of Proposition 1.

Each department head gave a good description of their plans to issue the bond funds that are proposed to be appropriated by the 2015-2016 budget and all highlighted that the funds will be spent on projects to build an integrated, resilient, state water system. Committee members were eager to see the funds get out the door in expedited fashion, and panelists cautioned members that they would push funds out in existing programs, where appropriate, but that new programs would take time to set up to insure quality projects get funded and proper accountability measures are in place.

The Senate Budget and Fiscal Review Committee held an overview hearing to discuss the relationship between state and local funding related to water issues. Felicia Marcus, John Laird, Chuck Bonham and Mark Cowin returned to the Capitol and were joined by the Department of

Finance and several other stakeholders to discuss a diverse set of topics including, water system investment needs, Proposition 1 and 1E funding, drought response and future drought planning and disadvantaged communities.

The committee members expressed concerns related to oversight and accountability of Proposition 1 funds, water storage projects and public benefits for water system improvements and also discussed the current proposal within the Governor’s 2015-2016 budget related to expediting funds from Proposition 1E flood protection bond of 2006.

The Senate Governance and Finance and Senate Natural Resources and Water Committees held a joint hearing on stormwater in late February. The goal of the hearing was for the Legislature to hear some successes of stormwater capture and reuse and also some of the impediments to getting stormwater capture projects off the ground. Chris Berch did a fantastic job of discussing IEUA’s stormwater management plan and the committee members were impressed with the hard work and coalition building it took to get a successful plan working in the region.

Legislative Update

February 27 is the last day for members to introduce bills for this first year of the two-year session. Bill introductions have picked up in volume in recent days, but a full list of all the bills introduced will likely not be available until the middle of the first week of March, as it takes time for the high volume of bills to make it online for public view.

Bills must be in print for 30 days before they can be acted on, so policy committee meetings aren’t expected to start with any significant number of bills on their agendas until the beginning of April. In the mean time, budget sub-committees have started to meet to discuss the Governor’s proposed budget. They will continue these discussions throughout the spring, but they will pick up significantly after the Governor releases his May Revise.

Bills IEUA is tracking to date. As of this report there is still one day left to introduce bills. Many of the bills that have been introduced are in “spot bill” format, meaning that the language in the bill is only placeholder language. Because a thorough review of all the introduced bills has yet to be done, this list gives a general snapshot of the 105 bills the Dolphin Group has highlighted as of potential interest to IEUA. Over the next month, we will work to get more detailed information on the bills and have a list that might reflect IEUA’s priority legislation.

<i>Bay Delta</i>		
Measure	Author	Topic
AB 501	Levine D	Resources: Delta research.
<i>CEQA</i>		
Measure	Author	Topic
AB 291	Medina D	California Environmental Quality Act: local agencies: notice of determination: water.
AB 323	Olsen R	California Environmental Quality Act: exemption: roadway

		improvement.
AB 1068	Allen, Travis R	California Environmental Quality Act: priority projects.
SB 122	Jackson D	California Environmental Quality Act: record of proceedings.
SB 154	Huff R	California Environmental Quality Act.
SB 166	Gaines R	California Environmental Quality Act.
<i>Energy</i>		
Measure	Author	Topic
AB 21	Perea D	California Global Warming Solutions Act of 2006: emissions limit: scoping plan.
AB 23	Patterson R	California Global Warming Solutions Act of 2006: market-based compliance mechanisms: exemption.
AB 33	Quirk D	California Global Warming Solutions Act of 2006: scoping plan.
AB 140	Allen, Travis R	Distributed generation.
AB 156	Perea D	California Global Warming Solutions Act of 2006: investment plan.
AB 197	Garcia, Eduardo D	Public utilities: renewable resources.
AB 199	Eggman D	Alternative energy: recycled feedstock.
AB 577	Bonilla D	Public utilities: biogas.
AB 645	Williams D	Electricity: California Renewables Portfolio Standard.
AB 674	Mullin D	Electricity: distributed generation.
AB 1022	Obernolte R	Net energy metering.
AB 1030	Ridley-Thomas D	California Global Warming Solutions Act of 2006: Greenhouse Gas Reduction Fund.
SB 1	Gaines R	California Global Warming Solutions Act of 2006: market-based compliance mechanisms: exemption.
SB 5	Vidak R	California Global Warming Solutions Act of 2006: market-based compliance mechanisms: exemption.
SB 32	Pavley D	California Global Warming Solutions Act of 2006: emissions limit.
SB 167	Gaines R	California Global Warming Solutions Act of 2006.
SB 180	Jackson D	Electricity: emissions of greenhouse gases.
SB 189	Hueso D	Clean Energy and Low-Carbon Economic and Jobs Growth Blue Ribbon Committee.
SB 207	Wieckowski D	California Global Warming Solutions Act of 2006: Greenhouse Gas Reduction Fund: investment plan.
SB 246	Wieckowski D	Climate Action Team.

SB 350	De León D	Clean Energy and Pollution Reduction Act of 2015.
SB 400	Lara D	California Global Warming Solutions Act of 2006: Greenhouse Gas Reduction Fund.
SB 427	Fuller R	Renewable energy resources.
SB 471	Pavley D	Water, energy, and reduction of greenhouse gas emissions: planning.
SB 551	Wolk D	State water policy: water and energy efficiency.
<i>Other</i>		
Measure	Author	Topic
AB 1045	Irwin D	Composting facilities: streamline permitting and regulation.
<i>Public Agency</i>		
Measure	Author	Topic
AB 85	Wilk R	Open meetings.
AB 168	Maienschein R	Local government finance.
AB 204	O'Donnell D	Redevelopment: County of Los Angeles.
AB 641	Dahle R	Environmental quality: environmental impact reports.
AB 656	Garcia, Cristina D	Joint powers agreements: mutual water companies.
AB 712	Mullin D	Redevelopment: successor agencies: Recognized Obligation Payment Schedule.
AB 806	Dodd D	Redevelopment: successor agencies to redevelopment agencies.
SB 258	Bates R	Local government.
SB 272	Hertzberg D	The California Public Records Act: local agencies: inventory.
SB 393	Nguyen R	Local agencies.
SB 442	Hall D	Municipal water districts: revenue bonds.
<i>Water</i>		
Measure	Author	Topic
AB 1	Brown D	Drought: local governments: fines.
AB 78	Mathis R	Groundwater basins.
AB 88	Gomez D	Sales and use taxes: exemption: energy or water efficient home appliances.
AB 149	Chávez R	Urban water management plans.
AB 152	Bigelow R	Water rights: appropriation.
AB 153	Bigelow R	Integrated regional water management planning.
AB 228	Waldron R	State Water Resources Development System: reporting requirement.
AB 307	Mathis R	Graywater: groundwater recharge.

AB 308	Mathis R	Graywater: agricultural use.
AB 349	Gonzalez D	Common interest developments: property use and maintenance.
AB 401	Dodd D	Low-Income Water Rate Assistance Program.
AB 434	Garcia, Eduardo D	Drinking water: point-of-entry and point-of-use treatment.
AB 452	Bigelow R	Water Rights Fund: Groundwater Regulation Subaccount.
AB 453	Bigelow R	Groundwater management.
AB 454	Bigelow R	Sustainable groundwater management.
AB 455	Bigelow R	Groundwater sustainability plans: environmental impact reports.
AB 478	Harper R	Desalination.
AB 585	Melendez R	Outdoor Water Efficiency Act of 2015: income tax credits: outdoor water efficiency.
AB 603	Salas D	Income taxes: turf removal tax credit.
AB 606	Levine D	Water conservation.
AB 615	Rendon D	The Center for Community Water Projects.
AB 617	Perea D	Department of Water Resources: supervision of dams and reservoirs.
AB 647	Eggman D	Beneficial use: diversion of water underground.
AB 697	Chu D	Water-conserving plumbing fixtures.
AB 723	Rendon D	Plumbing fixtures: WaterSense standards.
AB 725	Wagner R	Water quality: Porter-Cologne Water Quality Control Act.
AB 824	Gatto D	Recycled water: recycling criteria.
AB 935	Salas D	Integrated Regional Water Management Plans: conveyance projects.
AB 936	Salas D	Groundwater monitoring.
AB 937	Salas D	Groundwater recharge.
AB 938	Salas D	Groundwater: basin reprioritization: establishment of groundwater sustainability agency.
AB 939	Salas D	Groundwater sustainability agency: financial authority.
AB 977	Mayes R	State Water Pollution Control Revolving Fund.
SB 7	Wolk D	Housing: water meters: multiunit structures.
SB 13	Pavley D	Groundwater.
SB 20	Pavley D	Wells: reports: public availability.
SB 113	Galgiani D	Disaster Preparedness and Flood Prevention Bond Act of 2006.
SB 173	Nielsen R	Groundwater: de minimis extractors.
SB 208	Lara D	Integrated regional water management plans: grants: advanced payment.
SB 226	Pavley D	Sustainable Groundwater Management Act: groundwater rights.

SB 228	Cannella R	Groundwater storage: beneficial use.
SB 355	Lara D	San Gabriel and Lower Los Angeles Rivers and Mountains Conservancy.
SB 471	Pavley D	Water, energy, and reduction of greenhouse gas emissions: planning.
SB 485	Hernandez D	County of Los Angeles: sanitation districts.
SB 487	Nielsen R	Sustainable Groundwater Management Act: California Environmental Quality Act: exemptions.
SB 551	Wolk D	State water policy: water and energy efficiency.
SB 553	Wolk D	Water conservation.
SB 554	Wolk D	California Water Commission: disqualifying financial interest: removal from office.
SB 555	Wolk D	Department of Water Resources: urban retail water suppliers: water loss audits.
SB 568	Fuller R	Groundwater management.
<i>Water Bond</i>		
Measure	Author	Topic
AB 311	Gallagher R	Environmental quality: Water Quality, Supply, and Infrastructure Improvement Act of 2014.
AB 954	Mathis R	Water Quality, Supply, and Infrastructure Improvement Act of 2014.
AB 957	Mathis R	Water Quality, Supply, and Infrastructure Improvement Act of 2014.
SB 127	Vidak R	Environmental quality: Water Quality, Supply, and Infrastructure Improvement Act of 2014.
<i>Water Quality</i>		
Measure	Author	Topic
AB 45	Mullin D	Household hazardous waste.
AB 639	Dahle R	Water quality: organization and membership of regional boards.
AB 888	Bloom D	Waste management: plastic microbeads.
SB 143	Stone R	Diamond Valley Reservoir: recreational use.
SB 385	Hueso D	Primary drinking water standards: variances: hexavalent chromium.
SB 454	Allen D	Water quality: minor violations.
SB 552	Wolk D	Public water systems: disadvantaged communities: drinking water standards.

Innovative Federal Strategies LLC

Comprehensive Government Relations

MEMORANDUM

To: Joe Grindstaff and Kathy Besser, IEUA

From: Letitia White

Date: February 27, 2015

Re: February Monthly Legislative Update

After only two months in, the 114th Congress has already started to set the pace for what could be two years of difficult relations between the Congress and the White House. The President issued a rare veto to the Keystone XL Pipeline earlier this week after it passed the House and Senate on a bipartisan vote. Meanwhile, the Department of Homeland Security Appropriations bill stalled in the Senate multiple times after clearing the House in January. Republicans repeatedly tried to bring up the House-passed bill, but were sidelined when Democrats voted against procedural motions to move to consideration of the bill until Republicans offered to strip controversial immigration provision from the bill.

Homeland Security Funding Fight Continues

The Consolidated and Furthering Continuing Appropriations Act, 2015 appropriations package passed during December funded all agencies except the Department of Homeland Security through the end of the fiscal year (September 30, 2015). The Department of Homeland Security's continuing resolution is set to expire later tonight (February 27th), but House leaders are already preparing another short-term stopgap measure in the event that an agreement can't be reached in time. Sources close to House Speaker John Boehner continue to insist that there will be no government shutdown, and the House has started the process of passing a temporary funding measure through March 19, 2015 in order to keep pressure on lawmakers to come to an agreement soon.

Local governments could suffer if the Department of Homeland Security continues to be funded under a continuing resolution—or worst if there is a lapse in funding. While a majority of the Department's operations are deemed essential, grant programs that provide funding to local communities are not. Additionally, when the Department of Homeland Security is funded through a continuing resolution, new grant applications for 2015 wouldn't be allowed because they are considered new starts, which aren't authorized. If and when Congress finally enacts a Homeland Security budget, FEMA will surely try to truncate the application process to speed up the awarding of funds, but Congress is already two months behind the pace of last year. Last year's delay caused much of the money not to go out until June—meaning this delay could push funding back until August. If the CR is simply extended without any adjustments, the lag will get worse. FEMA appears to believe that March 15 is a make-or-break date for getting a DHS appropriations bill enacted—if grants are to go out fully this fiscal year. “A lack of a full-year

Innovative Federal Strategies LLC

appropriation after March 15, 2015 will complicate FEMA's ability to disburse funds over the remainder of the fiscal year, including to critical needs, such as Emergency Management Performance Grants," a spokesperson said. "Without the matching federal grants, our state, local, and tribal partners may face difficult choices about how they will make ends meet or curtail their activities."

Transportation Committee Plans to Stick with Transportation Caps

Representative Mario Diaz-Balart (R-FL), the new Chairman of the House Transportation Appropriations subcommittee announced this week that his subcommittee would put forth a spending bill that abides by the caps put in place in the Budget Control Act (sequestration levels). This means that the committee will appropriate based on the roughly \$72.1 billion for the Department of Transportation, which is the same level enacted in FY15. In his budget proposal for FY16, the President recommended spending \$94.5 billion on transportation—with much of the new spending financed through a one-time tax on companies holding profits overseas.

This plan could face resistance from both Democrats and Republicans, as the last effort to pass a bill in the House as the sequestration level was pulled from the floor after moderate Republicans joined Democrats in opposition to cuts that they deemed too severe for transportation projects. Additionally, we expect to hear a lot more about transportation funding in the coming months as bi-partisan talks take place over tax reform. Central to that conversation will be the roll that the gas tax plays in funding our nation's infrastructure. According to a Congressional Budget Office report, devoting all of the gas tax to highways would still leave a \$5 billion shortfall in FY16.

We've seen an increasing trend where House Appropriations Chairmen have indicated they plan to use the sequestration numbers when considering appropriations bills, with the House Defense Appropriations Chairman indicating he would do the same. Senators have been more vocal about looking for ways to "undo" the budget caps and provide more funds to federal agencies through tax reform. Negotiations to find levels of funding could play out over the next month and a half as the House and Senate attempt to pass budget resolutions, which serve as a guide for the rest of the appropriations process.

Outlook for March

With an on-time delivery of the President's budget, we will continue to see the Appropriations process move forward. We expect both the House and Senate to begin work on their Budget resolutions, which will help give appropriators the numbers they need for individual spending bills. This process could also provide an opportunity for Republicans to use reconciliation to pass appropriations bills when they can't get support from Senate Democrats. This process could setup more showdowns this summer with the White House if the President vetoes the measures. We also expect to see the House continue to work on an overhaul of the nation's tax code. We will continue to keep an eye out for provisions that could impact local organizations and their economies.

Agricultural Resources

635 Maryland Avenue, N.E.
Washington, D.C. 20002-5811
(202) 546-5115
agresources@erols.com

February 27, 2015

Legislative Report

TO: Joe Grindstaff
General Manager, Inland Empire Utility Agency

FR: David M. Weiman
Agricultural Resources
LEGISLATIVE REPRESENTATIVE, IEUA

SU: Legislative Report, February 2015

Snapshot. At the top of the month, internal organizing inside the Congress was the top priority. Leadership, (House and Senate and Democratic and Republican) were still making Committee assignments. Committees were organizing and in many cases restructuring (modifying subcommittee jurisdictions). The President's Birthday holiday imposed a lengthy break mid-month. A major conflict ensued over funding the Department of Homeland Security (DHS) and at month's end, a possible departmental shutdown looms. Back in California, not much rain and less snow pack. The drought persisted.

114th Congress Convenes

- ***Administration Submits Proposed Budget to Congress. New Congress Sworn In, Begins Process of Organizing Begun.*** In any typical year, shortly after the President delivers the State of the Union address, the Administration submits a proposed budget for the entire US government to Congress for the fiscal year beginning October 1, 2015 through September 30, 2016. This includes funding for every department and each agency (at Interior, for instance, this would include funding for Bureau of Indian Affairs, Fish and Wildlife Service, Bureau of Land Management, Bureau of Reclamation and others. House and Senate Appropriators divide the budget and assign it to 12 different subcommittees. Each prepares stand-alone funding bill which much be enacted prior to the beginning of a fiscal year (in recent years, Congress has been unable to meet there deadlines). When that deadline is not me, Congress often enact CRs (or Continuing

Resolutions). Specifically, as for drought, 2015 will all but certainly be a very dry year.

- ***Shutdown – Department of Homeland Security – Immigration Gridlock.*** Funding for the Department (DHS) is set to expire on February 27 (it was already pushed back from October 1 to December and then to February 27. The House and Senate are divided (House added language blocking Obama’s immigration initiatives and the Senate passed a clean bill). House Rs then split internally and more than 50 House Rs voted against a three-week extension. A shut down was averted on the 27th with enactment of a last-minute one-week extension. This has the House and Senate tied up in knots.

International Issues Continue to Dominate and Influence the Congressional Agenda

- ***Immigration, Oil Prices, Syria, the Mideast, International Cyber Crime – All Continue to be Major Issues.*** As reported last month, a suite of international issues continues to dominate and influence events around the globe – and each becomes important in Congress. The financial crisis in Greece and the EU is another.
- ***Situation in Russia – Very Desabilizing.*** The very recent assassination of Putin’s leading opponent shocked Russians and the world. This single act has the potential to have significant consequences in the near and long-term.
- ***Oil Price in Free Fall – Significant Foreign Policy and International Implications – Consumer Boon in US.*** Last month, oil prices continue to drop – from a six-month high of \$107/barrel to \$40-50/barrel (current range). Prices have inched up slightly, but world supply is still considered to be in significant over-supply (depressing prices).

2016 – Presidential Politics.

- ***2016 President Election – Very Underway.*** Last month, I reported that “*the November 2012 election followed by the start of the new Congress marked the “public” beginning of the 2016 presidential election cycle.*” Daily polls, straw votes, who’s up and who’s down pronouncements, floor statements (in US Senate), Sunday news shows, pundits and blog are already saturated with 2016 coverage. Together, this both competes for time and attention today and distracts from contemporary legislative and policy deliberations.

BuRec Budget and Title XVI

- Overall, for the entirety of the BuRec program (for the fiscal year beginning October 1, 2015 and extending through September 30, 2016), the funding request to Congress is \$1.1 Billion.
- BuRec, in its submission to Congress, only requested \$20 million for the Title XVI program – not for California per se, but for the entire 17 Western States (serious drought is impacting more than half the Western States).
- In the middle of a sustained drought, BuRec’s request was 5% less than last year.

- All together, the BuRec request of \$20 million for Title XVI represents approximately 1.8% of their budget request in excess of \$1 Billion.
- In the middle of a four-year drought, BuRec fails to request adequate funding to help ALL water users with the one statutorily authorized program in place to stretch existing water supplies.
- DC reps, other water users, Members, committee staff – have all taken notice. It’s a topic of conversation often accompanied by statements about the declining relevance of BuRec.

Drought and Drought Legislation/Drought Politics/Congress

- ***Drought.*** From DWR, State of California, consider the following:
 - * In the past 114 years, 2014 was the fourth driest.
 - * 2014 was the warmest year in the past 120 years in California and the Colorado River Basin.
 - * *“The last three years set a record for the driest three consecutive years in terms of statewide precipitation,”*
 - * California’s “water budget” is now being effectively determined by only a small number of storms.
 - * Five measuring stations in the San Joaquin Valley – reported less than one-half (½) normal average precipitation.
 - * Describing the snow pack, DWR invoked the following four words, *“dismal, poor, abysmal, and miserable.”*
 - * 11 Reservoirs, only one with over 50% of average (Shasta).
 - * And finally, DWR identified the major “looming” issue: carryover for 2016 – how much?
- ***Drought Legislation.*** Reportedly, drought bill talks have resumed, but publicly, little is being revealed. The House Resources Committee has suggested that there might be a two-bill tract – one with California and limited non-California provisions. A second, broader and more western – long-term bill (later this year). But, we’re now 30 days from the end of the wet water season. One new development: Trinity and Humboldt Counties have asked to be included in any talks as have other Northern California interests. So far, those requests have not been granted.
- ***Drought Politics – House Water and Power Subcommittee Jurisdiction Expanded –***

Implications for Bureau of Reclamation (and US Geological Survey). Last month, I reported that the Subcommittee's jurisdiction was amended – expanded. So far, notwithstanding the seriousness of the drought, neither Chairman Bishop nor Subcommittee Chairman Fleming have said anything about it, scheduled hearings, or given any indication as to how this matter will be addressed. In a recent interview about Committee priorities on E&E TV, Chairman Bishop limited his comments to oil and gas/energy issues.

■ ***Drought Conditions – California.*** All 58 California Counties are today experiencing drought. Precipitation from several strong storms in December came and went. In January. It was bone dry. Early February saw a few storms and the dry cycle immediately returned. According to the NOAA/USDA's Drought Monitor, 100% of California is in drought. The Monitor's weekly report for February 24 indicated that almost 90% of the entire state was in D2, D3 and/or D4 status (severe, extreme or exceptional).

■ ***Drought Conditions – Rest of the West.*** The report from last two months – is all but identical this month. Drought conditions are persisting in the Pacific Northwest (OR, WA and ID). Almost all of OR is continues to be various conditions of drought. Half of Washington is in drought (less severe status). Almost all of Idaho is in drought. California's neighbor, 100% of Nevada is in drought (very similar to CA's severe/exceptional profile). Along the Southern Tier, Arizona, New Mexico, Utah, most of Colorado and almost all of Texas and Oklahoma are in various levels of drought.

Quick Takes. Rep. Lois Capps Assigned to House Natural Resources. Long-time House Member, Lois Capps (D-CA), who represents Santa Barbara, was assigned to the House Natural Resources Committee. ***ACWA Washington DC Conference.*** Director Hall and Kathy Besser attended the annual ACWA gathering here in DC. In addition to her scheduled AWCA meetings, special meetings were put together with our delegation. ***Secretary Jewell to California, Meets with Governor, Announces Availability of Drought Funding from December's Annual Funding Bill.*** In mid-February, Secretary Jewell went to California, met with Governor Brown and other senior States officials and announced the availability of \$50 million for drought assistance appropriated the previous December. ***Senator Murkowski Names Leaders, Water and Power Subcommittee.*** Senator Lisa Murkowski (R-AK), Chair, Committee on Energy and Natural Resources named Senator Mike Lee (R-UT) as Chair, Subcommittee on Water and Power. D's named Senator Mazie Hirono (D-HI) as the ranking member on the subcommittee. ***New Deputy BuRec Commissioner Announced.*** BuRec Commissioner, Estevan Lopez, announced that "Dionne E. Thompson has been appointed Deputy Commissioner for External and Intergovernmental Affairs. Thompson will oversee congressional, legislative and public affairs activities and represent Reclamation's relationships with federal, state and local governments." ***New USGS Report – Central Valley Leads Nation in Falling Groundwater.*** A new USGS Report concluded (as reported in the media), "groundwater levels appear to be sinking faster in the Central Valley than anywhere else in the United States, the U.S. Geological Survey says in a new report. The paper does not pinpoint causes, but a USGS expert on

Thursday blamed, in part, increased agricultural pumping to make up for drought, now entering its fourth year.” **Secretary Jewell – In Congressional Testimony – Declares Lake Mead “Bleak.”** According to the LV Review Journal, reporting on congressional testimony, Lower Colorado river water users face “significant possibilities” of water shortages if drought on the Colorado River persists into the next two years, according to an ominous forecast delivered Wednesday by a top government official. Michael Connor, deputy secretary of the Interior Department, said there is a 20 percent chance of shortages in Nevada and Arizona in 2016 if levels of Lake Mead and Lake Powell continue to drop, “and it goes up to almost 50 percent after that.” Connor briefed members of the House Interior subcommittee who met to review the department’s budget request for the coming year. Connor, the department’s No. 2 leader and its ranking expert on water, appeared alongside Interior Secretary Sally Jewell.” **BuRec Publicly Announced Public Comment Period for Drought Response Program Evaluation Criteria.** Based on “existing drought authorities, BuRec invited comments on their program to provide funding for (a) drought emergency planning; (b) implementation of projects to build long-term resiliency to drought; and (c) implementation of emergency response actions. Comments are due in mid-March.

#

THIS PAGE
HAS
INTENTIONALLY
BEEN LEFT
BLANK
FOR PAGINATION

Date: March 18, 2015

To: The Honorable Board of Directors

Through: Public, Legislative Affairs, and Water Resources Committee (3/11/15)

From: P. Joseph Grindstaff
General Manager

Submitted by: Kathy Besser
Manager of External Affairs

Subject: Public Outreach and Communication

RECOMMENDATION

This is an informational item for the Board of Directors to receive and file.

BACKGROUND

March 2015

- March 10, "Water is Life" Poster Contest Judging, IEUA HQB Event Room, 12:00pm-3:00pm
- March 16, IEUA Hosted Special Districts Dinner, Panda Inn (3223 E. Centrelake Dr., Ontario, CA 91761), 6:00pm-9:00pm
- March 16-22, Fix a Leak Week
- March 19, IEUA Water Association Leadership Breakfast (Speaker: Randall Lewis), IEUA HQB Event Room, 7:30am-9:00am

April 2015

- April 2, Turner Basin Recharge Facilities Expansion Project Dedication, 916 Archibald Avenue, Ontario, 10:00am (*Waiting on confirmation from Flood Control, Ontario and CBWCD*)
- April 15, Earth Day Event for students, Chino Creek Wetlands and Educational Park, 9:00am-2:00pm
- April 16, Earth Day Event for community, Chino Creek Wetlands and Educational Park, 4:00pm-7:00pm

May 2015

- May, Water Awareness Month
- May 3-9, International Compost Awareness Week

- May 15-17, MWD Solar Cup Competition, Lake Skinner

Outreach/Education - Civic Publications Newspaper Campaign

- IEUA staff is working with Civic Publications to develop a spring 2015 water-saving campaign. This campaign will include display ads, an email blast and print media as well.
- Staff will be running an ad in the daily Bulletin for “Fix a Leak Week”.

Media and Outreach

- IEUA staff has signed a 6-month agreement with Champion Newspapers for print ads, including special sections. IEUA will be conducting drought outreach, including water saving tips, averaging once-a-month in special sections. Staff will be running an ad in the Spring Home and Garden section on March 21st.
- Staff is running drought ads in La Opinion and Fontana Herald News’ leaderboards.
- Staff is researching theater ad pricing for a possible spring drought campaign.

Education and Outreach Updates

- Water Discovery Program: 665 Girl Scout troop members, elementary and high school students have taken part in the park field trip from September 24th through February 26th.
- IEUA staff is planning the annual Earth Day Event. A total of 12 schools will be participating in the student day on April 15th. Staff is expecting approximately 2,000 students, parents and teachers to attend. At least one school from each city within IEUA’s service area will be participating. Staff is reaching out to the community, scout troops and after school programs to attend the community day on April 16th.
- Staff will be promoting “Fix a Leak Week” (March 16-22) by running an ad in the Daily Bulletin and passing out Leak Detection Kits at the Special District’s Dinner on March 16th.
- Staff is working on the IEUA history book for this year’s 65th Anniversary. Staff is working with the Water Education Foundation to research and create this book.

PRIOR BOARD ACTION

None.

IMPACT ON BUDGET

The above-mentioned activities are budgeted in the FY 2014/15 Administrative Service Fund, Public Information Services budget.

CHINO BASIN WATERMASTER

IV. INFORMATION

1. Cash Disbursements for February 2015

CHINO BASIN WATERMASTER
Cash Disbursements For The Month of
February 2015

For Informational Purposes Only

Type	Date	Num	Name	Memo	Account	Paid Amount
Bill Pmt -Check	02/09/2015	18397	APPLIED COMPUTER TECHNOLOGIES	2559	1012 · Bank of America Gen'l Ckg	
Bill	01/30/2015	2559		Database Consulting - January 2015	6052.2 · Applied Computer Technol	4,044.40
TOTAL						4,044.40
Bill Pmt -Check	02/09/2015	18398	ARROWHEAD MOUNTAIN SPRING WATER	0023230253	1012 · Bank of America Gen'l Ckg	
Bill	01/28/2015	0023230253		Office Water Bottle - January 2015	6031.7 · Other Office Supplies	95.71
TOTAL						95.71
Bill Pmt -Check	02/09/2015	18399	CARPET CARE CONNECTION		1012 · Bank of America Gen'l Ckg	
Bill	02/02/2015			Clean carpets in office on Saturday, Feb. 14th	6024 · Building Repair & Maintenance	659.70
TOTAL						659.70
Bill Pmt -Check	02/09/2015	18400	CHARTER COMMUNICATIONS	8245100651455350	1012 · Bank of America Gen'l Ckg	
Bill	02/02/2015	8245100651455350		8245100651455350	6053 · Internet Expense	44.99
TOTAL						44.99
Bill Pmt -Check	02/09/2015	18401	NUVOTERA	N27688	1012 · Bank of America Gen'l Ckg	
Bill	02/02/2015	N27688		Semi annual billing February - July 2015	6054 · Computer Software	216.00
TOTAL						216.00
Bill Pmt -Check	02/09/2015	18402	OFFICE PRIDE	333340	1012 · Bank of America Gen'l Ckg	
Bill	02/01/2015	333340		Janitorial Services - 333340	6024 · Building Repair & Maintenance	988.32
TOTAL						988.32
Bill Pmt -Check	02/09/2015	18403	PARK PLACE COMPUTER SOLUTIONS, INC.	495	1012 · Bank of America Gen'l Ckg	
Bill	01/31/2015	495		IT Consulting Services - January 2015	6052.1 · Park Place Comp Solutn	3,375.00
TOTAL						3,375.00
Bill Pmt -Check	02/09/2015	18404	PREMIERE GLOBAL SERVICES	17906046	1012 · Bank of America Gen'l Ckg	
Bill	01/31/2015	17906046		WM Coordination call on 12/29	6909.1 · OBMP Meetings	4.69
				Appropriative Pool Safe Yield call on 1/05	8312 · Meeting Expenses	12.24
				Non-Ag Pool call on 01/08	8512 · Meeting Expense	38.24
				Safe Yield meeting call on 01/09	6909.1 · OBMP Meetings	4.06
				Safe Yield meeting call on 01/09	6909.1 · OBMP Meetings	99.75
				WM Coordination call on 01/12	6909.1 · OBMP Meetings	30.68
				Special confidential call on 01/14	6312 · Meeting Expenses	28.73
				Special Board Meeting call on 01/15	6312 · Meeting Expenses	116.41
				Board agenda prep call on 01/15	6312 · Meeting Expenses	4.06

CHINO BASIN WATERMASTER
Cash Disbursements For The Month of
February 2015

For Informational Purposes Only

Type	Date	Num	Name	Memo	Account	Paid Amount
				Court hearing call on 01/16	6909.1 · OBMP Meetings	5.47
				WM Coordination call on 01/19	6909.1 · OBMP Meetings	31.91
				Pool agendas prep call on 01/22	8312 · Meeting Expenses	29.94
				Pool agendas prep call on 01/22	8412 · Meeting Expenses	29.94
				Pool agendas prep call on 01/22	8512 · Meeting Expense	29.94
				WM Coordination call on 01/26	6909.1 · OBMP Meetings	25.24
				General - fee	6022 · Telephone	49.00
				Confidential - fee	6022 · Telephone	49.00
				Service fees	6022 · Telephone	13.89
TOTAL						803.18
Bill Pmt -Check	02/09/2015	18405	PRINTING RESOURCES	61812	1012 · Bank of America Gen'l Ckg	
Bill	01/28/2015	61812		Nameplate - Bowman, Leon, Poulsen	6031.7 · Other Office Supplies	92.02
TOTAL						92.02
Bill Pmt -Check	02/09/2015	18406	STAPLES BUSINESS ADVANTAGE	8032900509	1012 · Bank of America Gen'l Ckg	
Bill	01/17/2015	8032900509		Miscellaneous office supplies	6031.7 · Other Office Supplies	54.18
				Toner	6031.7 · Other Office Supplies	62.83
TOTAL						117.01
Bill Pmt -Check	02/09/2015	18407	STATE COMPENSATION INSURANCE FUND	1970970-14	1012 · Bank of America Gen'l Ckg	
Bill	02/02/2015	1970970-14		Premium on account 1/26/15-2/26/15	60183 · Worker's Comp Insurance	724.75
TOTAL						724.75
Bill Pmt -Check	02/09/2015	18408	VERIZON		1012 · Bank of America Gen'l Ckg	
Bill	01/20/2015	012519128144592510		012519128144592510	6022 · Telephone	141.47
Bill	01/28/2015	012561121521714508		012561121521714508	7405 · PE4-Other Expense	190.30
TOTAL						331.77
Bill Pmt -Check	02/09/2015	18409	VISION SERVICE PLAN	00-101789-0001	1012 · Bank of America Gen'l Ckg	
Bill	01/29/2015	001017890001		Vision Insurance - February 2015	60182.2 · Dental & Vision Ins	99.02
TOTAL						99.02
Bill Pmt -Check	02/06/2015	ACH-020615	PUBLIC EMPLOYEES' RETIREMENT SYSTEM	Payor #3493	1012 · Bank of America Gen'l Ckg	
General Journal	01/31/2015	02/06/2015	PUBLIC EMPLOYEES' RETIREMENT SYSTEM	CalPERS Retirement for 01/18/15-01/31/15	2000 · Accounts Payable	8,018.23
TOTAL						8,018.23
Bill Pmt -Check	02/09/2015	ACH-020915	PUBLIC EMPLOYEES' RETIREMENT SYSTEM	Payor #3493	1012 · Bank of America Gen'l Ckg	
General Journal	01/17/2015	02/09/2015	PUBLIC EMPLOYEES' RETIREMENT SYSTEM	CalPERS Retirement for 01/04/15-01/17/15	2000 · Accounts Payable	8,018.23
TOTAL						8,018.23

CHINO BASIN WATERMASTER
Cash Disbursements For The Month of
February 2015

For Informational Purposes Only

Type	Date	Num	Name	Memo	Account	Paid Amount
General Journal	02/14/2015	02/14/2015	Payroll and Taxes for 02/01/15-02/14/15	Payroll and Taxes for 02/01/15-02/14/15	1012 · Bank of America Gen'l Ckg	
				Direct Deposits for 02/01/15-02/14/15	1012 · Bank of America Gen'l Ckg	22,562.26
				Employee Garnishments for 02/01/15-02/14/15	1012 · Bank of America Gen'l Ckg	125.76
				Payroll and Taxes for 02/01/15-02/14/15	1012 · Bank of America Gen'l Ckg	8,609.49
				Payroll Checks for 02/01/15-02/14/15	1012 · Bank of America Gen'l Ckg	1,192.91
			ICMA-RC	457 Employee Deductions for 02/01/15-02/14/15	1012 · Bank of America Gen'l Ckg	3,425.07
			ICMA-RC	401(a) Employee Deductions for 02/01/15-02/14/15	1012 · Bank of America Gen'l Ckg	1,106.05
TOTAL						<u>37,021.54</u>
Bill Pmt -Check	02/17/2015	18410	MONTE VISTA WATER DIST		1012 · Bank of America Gen'l Ckg	
Bill	01/15/2015	1/15 Advisory Comm		1/15/15 Advisory Committee Meeting	6311 · Board Member Compensation	125.00
Bill	01/22/2015	1/22 Board Mtg		1/22/15 Board Meeting	6311 · Board Member Compensation	125.00
Bill	01/29/2015	1/29 Special Bd Mtg		1/29/15 Special Board Meeting	6311 · Board Member Compensation	125.00
TOTAL						<u>375.00</u>
Bill Pmt -Check	02/17/2015	18411	ACWA JOINT POWERS INSURANCE AUTHORITY	0334998	1012 · Bank of America Gen'l Ckg	
Bill	02/10/2015	0334998		Prepayment - March 2015	1409 · Prepaid Life, BAD&D & LTD	125.31
				February 2015	60191 · Life & Disab.ins Benefits	127.10
TOTAL						<u>252.41</u>
Bill Pmt -Check	02/17/2015	18412	BOWCOCK, ROBERT		1012 · Bank of America Gen'l Ckg	
Bill	01/15/2015	1/15 Special Bd Mtg		1/15/15 Special Board Meeting	6311 · Board Member Compensation	125.00
Bill	01/27/2015	1/27 Admin Mtg		1/27/15 Administrative Meeting	6311 · Board Member Compensation	125.00
Bill	01/29/2015	1/29 Special Bd Mtg		1/29/15 Special Board Meeting	6311 · Board Member Compensation	125.00
TOTAL						<u>375.00</u>
Bill Pmt -Check	02/17/2015	18413	BOWMAN, JIM		1012 · Bank of America Gen'l Ckg	
Bill	01/22/2015	1/22 Board Mtg		1/22/15 Board Meeting	6311 · Board Member Compensation	125.00
Bill	01/29/2015	1/29 Special Bd Mtg		1/29/15 Special Board Meeting	6311 · Board Member Compensation	125.00
TOTAL						<u>250.00</u>
Bill Pmt -Check	02/17/2015	18414	CORELOGIC INFORMATION SOLUTIONS	81400647	1012 · Bank of America Gen'l Ckg	
Bill	01/31/2015	81400647		81400647	7103.7 · Grdwtr Qual-Computer Svc	62.50
				81400647	7101.4 · Prod Monitor-Computer	62.50
TOTAL						<u>125.00</u>
Bill Pmt -Check	02/17/2015	18415	COSTCO WHOLESALE	7003-7309-1000-2744	1012 · Bank of America Gen'l Ckg	
Bill	01/31/2015	7003730910002744		Miscellaneous office supplies	6031.7 · Other Office Supplies	263.49
TOTAL						<u>263.49</u>

CHINO BASIN WATERMASTER
Cash Disbursements For The Month of
February 2015

For Informational Purposes Only

<u>Type</u>	<u>Date</u>	<u>Num</u>	<u>Name</u>	<u>Memo</u>	<u>Account</u>	<u>Paid Amount</u>
Bill Pmt -Check	02/17/2015	18416	DE BOOM, NATHAN		1012 · Bank of America Gen'l Ckg	
Bill	01/08/2015	1/08 Ag Pool Mtg		1/08/15 Ag Pool Meeting	8411 · Compensation	25.00
				Ag Pool Member Compensation	8470 · Ag Meeting Attend -Special	100.00
Bill	01/20/2015	1/20 Special Ag Mtg		1/20/15 Special Ag Pool Meeting	8411 · Compensation	25.00
				Ag Pool Member Compensation	8470 · Ag Meeting Attend -Special	100.00
TOTAL						250.00
Bill Pmt -Check	02/17/2015	18417	DE HAAN, HENRY		1012 · Bank of America Gen'l Ckg	
Bill	01/22/2015	1/20 Special Ag Mtg		1/20/15 Special Ag Pool Meeting	8411 · Compensation	25.00
				Ag Pool Member Compensation	8470 · Ag Meeting Attend -Special	100.00
TOTAL						125.00
Bill Pmt -Check	02/17/2015	18418	DURRINGTON, GLEN		1012 · Bank of America Gen'l Ckg	
Bill	01/08/2015	1/08 Ag Pool Mtg		1/08/15 Ag Pool Meeting	8411 · Compensation	25.00
				Ag Pool Member Compensation	8470 · Ag Meeting Attend -Special	100.00
Bill	01/20/2015	1/20 Special Ag Mtg		1/20/15 Special Ag Pool Meeting	8411 · Compensation	25.00
				Ag Pool Member Compensation	8470 · Ag Meeting Attend -Special	100.00
TOTAL						250.00
P122						
Bill Pmt -Check	02/17/2015	18419	EGOSCUE LAW GROUP	10862	1012 · Bank of America Gen'l Ckg	
Bill	01/31/2015	10862		Ag Pool Legal Services - January 2015	8467 · Ag Legal & Technical Services	21,650.00
TOTAL						21,650.00
Bill Pmt -Check	02/17/2015	18420	ELIE, STEVEN		1012 · Bank of America Gen'l Ckg	
Bill	01/09/2015	1/09 SY Recalc		1/09/15 Safe Yield Recalculation/Reset Mtg	6311 · Board Member Compensation	125.00
Bill	01/15/2015	1/15 Special Bd Mtg		1/15/15 Special Board Meeting	6311 · Board Member Compensation	125.00
Bill	01/21/2015	1/21 Bd Mtg Prep		1/21/15 Board Meeting Prep	6311 · Board Member Compensation	125.00
Bill	01/22/2015	1/22 Board Mtg		1/22/15 Board Meeting	6311 · Board Member Compensation	125.00
Bill	01/29/2015	1/29 Special Bd Mtg		1/29/15 Special Board Meeting	6311 · Board Member Compensation	125.00
TOTAL						625.00
Bill Pmt -Check	02/17/2015	18421	FEENSTRA, BOB		1012 · Bank of America Gen'l Ckg	
Bill	01/08/2015	1/08 Ag Pool Mtg		Ag Pool Member Compensation	8411 · Compensation	25.00
				1/08/15 Ag Pool Meeting	8470 · Ag Meeting Attend -Special	100.00
Bill	01/15/2015	1/15 Advisory Comm		Ag Pool Member Compensation	8411 · Compensation	25.00
				1/15/15 Advisory Committee Meeting	8470 · Ag Meeting Attend -Special	100.00
Bill	01/20/2015	1/20 Special Ag Mtg		Ag Pool Member Compensation	8411 · Compensation	25.00
				1/20/15 Special Ag Pool Meeting	8470 · Ag Meeting Attend -Special	100.00
Bill	01/22/2015	1/22 Board Mtg		Ag Pool Member Compensation	8411 · Compensation	25.00
				1/22/15 Board Meeting	8470 · Ag Meeting Attend -Special	100.00

CHINO BASIN WATERMASTER
Cash Disbursements For The Month of
February 2015

For Informational Purposes Only

Type	Date	Num	Name	Memo	Account	Paid Amount
Bill	01/23/2015	1/23 Ag Mtg		Ag Pool Member Compensation	8411 · Compensation	25.00
				1/23/15 Ag Meeting with Appro Pool	8470 · Ag Meeting Attend -Special	100.00
TOTAL						625.00
Bill Pmt -Check	02/17/2015	18422	HALL, PETE*		1012 · Bank of America Gen'l Ckg	
Bill	01/08/2015	1/08 Appro Pool Mtg		1/08/15 Appropriative Pool Meeting	8411 · Compensation	25.00
				Ag Pool Member Compensation	8470 · Ag Meeting Attend -Special	100.00
Bill	01/08/2015	1/08 Ag Pool Mtg		1/08/15 Ag Pool Meeting	8411 · Compensation	25.00
				Ag Pool Member Compensation	8470 · Ag Meeting Attend -Special	100.00
Bill	01/09/2015	1/09 SY Recalc Mtg		1/09/15 Safe Yield Recalculation/Reset Mtg.	8411 · Compensation	25.00
				Ag Pool Member Compensation	8470 · Ag Meeting Attend -Special	100.00
Bill	01/15/2015	1/15 Joint Projects		1/15/15 Joint IEUA/CBWM Projects Update Mtg.	8411 · Compensation	25.00
				Ag Pool Member Compensation	8470 · Ag Meeting Attend -Special	100.00
Bill	01/15/2015	1/15 Advisory Comm		1/15/15 Advisory Committee Meeting	8411 · Compensation	25.00
				Ag Pool Member Compensation	8470 · Ag Meeting Attend -Special	100.00
Bill	01/20/2015	1/20 Special Ag Mtg		1/20/15 Special Ag Pool Meeting	8411 · Compensation	25.00
				Ag Pool Member Compensation	8470 · Ag Meeting Attend -Special	100.00
Bill	01/22/2015	1/22 Board Mtg		1/22/15 Board Meeting	8411 · Compensation	25.00
				Ag Pool Member Compensation	8470 · Ag Meeting Attend -Special	100.00
TOTAL						875.00
Bill Pmt -Check	02/17/2015	18423	HOGAN LOVELLS	285198	1012 · Bank of America Gen'l Ckg	
Bill	01/31/2015	2875198		Non-Ag Pool Legal Services - December 2014	8567 · Non-Ag Legal Service	3,480.51
TOTAL						3,480.51
Bill Pmt -Check	02/17/2015	18424	HUITSING, JOHN		1012 · Bank of America Gen'l Ckg	
Bill	01/08/2015	1/08 Ag Pool Mtg		1/08/15 Ag Pool Meeting	8411 · Compensation	25.00
				Ag Pool Member Compensation	8470 · Ag Meeting Attend -Special	100.00
Bill	01/20/2015	1/20 Special Ag Mtg		1/20/15 Special Ag Pool Meeting	8411 · Compensation	25.00
				Ag Pool Member Compensation	8470 · Ag Meeting Attend -Special	100.00
TOTAL						250.00
Bill Pmt -Check	02/17/2015	18425	JESKE, KEN	Board Member Compensation	1012 · Bank of America Gen'l Ckg	
Bill	01/22/2015	1/22 Board Mtg		1/22/15 Board Meeting	6311 · Board Member Compensation	125.00
TOTAL						125.00
Bill Pmt -Check	02/17/2015	18426	KOOPMAN, GENE		1012 · Bank of America Gen'l Ckg	
Bill	01/08/2015	1/08 Ag Pool Mtg		1/08/15 Ag Pool Meeting	8411 · Compensation	25.00
				Ag Pool Member Meeting Compensation	8470 · Ag Meeting Attend -Special	100.00
Bill	01/20/2015	1/20 Special Ag Mtg		1/20/15 Special Ag Pool Mtg	8411 · Compensation	25.00

P133

CHINO BASIN WATERMASTER
Cash Disbursements For The Month of
February 2015

For Informational Purposes Only

Type	Date	Num	Name	Memo	Account	Paid Amount
				Ag Pool Member Meeting Compensation	8470 - Ag Meeting Attend -Special	100.00
TOTAL						250.00
Bill Pmt -Check	02/17/2015	18427	KUHN, BOB		1012 - Bank of America Gen'l Ckg	
Bill	01/08/2015	1/08 Appro Pool		1/08/15 Appropriative Pool Meeting	6311 - Board Member Compensation	125.00
Bill	01/15/2015	1/15 Special Bd Mtg		1/15/15 Special Board Meeting	6311 - Board Member Compensation	125.00
Bill	01/22/2015	1/22 Board Mtg		1/22/15 Board Meeting	6311 - Board Member Compensation	125.00
Bill	01/29/2015	1/29 Special Bd Mtg		1/29/15 Special Board Meeting	6311 - Board Member Compensation	125.00
TOTAL						500.00
Bill Pmt -Check	02/17/2015	18428	LEON, PAUL		1012 - Bank of America Gen'l Ckg	
Bill	01/15/2015	1/15 Special Bd Mtg		1/15/15 Special Board Meeting	6311 - Board Member Compensation	125.00
TOTAL						125.00
Bill Pmt -Check	02/17/2015	18429	PAYCHEX	2015012900	1012 - Bank of America Gen'l Ckg	
Bill	01/31/2015	2015012900		January 2015	6012 - Payroll Services	408.88
TOTAL						408.88
P124	Bill Pmt -Check	02/17/2015	18430	PIERSON, JEFFREY	1012 - Bank of America Gen'l Ckg	
	Bill	01/08/2015	1/08 Ag Pool Mtg	Ag Pool Member Compensation	8411 - Compensation	25.00
				1/08/15 Ag Pool Meeting	8470 - Ag Meeting Attend -Special	100.00
	Bill	01/15/2015	1/15 Joint Mtg	Ag Pool Member Compensation	8411 - Compensation	25.00
				1/15/15 Joint IEUA/CBWM Projects Update Mtg.	8470 - Ag Meeting Attend -Special	100.00
	Bill	01/15/2015	1/15 Advisory Comm	Ag Pool Member Compensation	8411 - Compensation	25.00
				1/15/15 Advisory Committee Meeting	8470 - Ag Meeting Attend -Special	100.00
	Bill	01/15/2015	1/15 Special Bd Mtg	Ag Pool Member Compensation	8411 - Compensation	25.00
				1/15/15 Special Board Meeting	8470 - Ag Meeting Attend -Special	100.00
	Bill	01/20/2015	1/20 Special Ag Mtg	Ag Pool Member Compensation	8411 - Compensation	25.00
				1/20/15 Special Ag Pool Mtg	8470 - Ag Meeting Attend -Special	100.00
	Bill	01/22/2015	1/22 Board Mtg	Ag Pool Member Compensation	8411 - Compensation	25.00
				1/22/15 Board Meeting	8470 - Ag Meeting Attend -Special	100.00
	Bill	01/29/2015	1/29 Special Bd Mtg	Ag Pool Member Compensation	8411 - Compensation	25.00
				1/29/15 Special Board Meeting	8470 - Ag Meeting Attend -Special	100.00
TOTAL						875.00
Bill Pmt -Check	02/17/2015	18431	RODRIGUEZ, ARNOLD		1012 - Bank of America Gen'l Ckg	
Bill	01/08/2015	1/08 Appro Pool Mtg		1/08/15 Appropriative Pool Meeting	6311 - Board Member Compensation	125.00
Bill	01/15/2015	1/15 Special Bd Mtg		1/15/15 Special Board Meeting	6311 - Board Member Compensation	125.00
Bill	01/19/2015	1/19 Admin Mtg		1/19/15 Administrative Meeting	6311 - Board Member Compensation	125.00
Bill	01/22/2015	1/22 Spec Appro Pool		1/22/15 Special Appropriative Pool Meeting	6311 - Board Member Compensation	125.00

CHINO BASIN WATERMASTER
Cash Disbursements For The Month of
February 2015

For Informational Purposes Only

Type	Date	Num	Name	Memo	Account	Paid Amount
Bill	01/29/2015	1/29 Special Bd Mtg		1/29/15 Special Board Meeting	6311 - Board Member Compensation	125.00
TOTAL						625.00
Bill Pmt -Check	02/17/2015	18432	STAPLES BUSINESS ADVANTAGE		1012 - Bank of America Gen'l Ckg	
Bill	01/31/2015	8032989425		Miscellaneous office supplies	6031.7 - Other Office Supplies	21.03
Bill	01/31/2015	8033100217		Miscellaneous office supplies	6031.7 - Other Office Supplies	298.71
				Toner	6031.7 - Other Office Supplies	760.26
				Toner-Printheads	6031.7 - Other Office Supplies	160.36
TOTAL						1,240.36
Bill Pmt -Check	02/17/2015	18433	UNION 76	7076-2245-3035-5049	1012 - Bank of America Gen'l Ckg	
Bill	01/31/2015	7076224530355049		Fuel - January 2015	6175 - Vehicle Fuel	267.58
TOTAL						267.58
Bill Pmt -Check	02/17/2015	18434	VANDEN HEUVEL, GEOFFREY	6311	1012 - Bank of America Gen'l Ckg	
Bill	01/15/2015	1/15 Special Bd Mtg		1/15/15 Special Board Meeting	6311 - Board Member Compensation	125.00
Bill	01/20/2015	1/20 Special Ag Mtg		1/20/15 Special Ag Pool Meeting	6311 - Board Member Compensation	125.00
Bill	01/22/2015	1/22 Board Mtg		1/22/15 Board Meeting	6311 - Board Member Compensation	125.00
Bill	01/29/2015	1/29 Special Bd Mtg		1/29/15 Special Board Meeting	6311 - Board Member Compensation	125.00
TOTAL						500.00
Bill Pmt -Check	02/17/2015	18435	VANDEN HEUVEL, ROB		1012 - Bank of America Gen'l Ckg	
Bill	01/08/2015	1/08 Ag Pool Mtg		1/08/15 Ag Pool Meeting	8411 - Compensation	25.00
				Ag Pool Member Compensation	8470 - Ag Meeting Attend -Special	100.00
Bill	01/20/2015	1/20 Special Ag Mtg		1/20/15 Special Ag Pool Meeting	8411 - Compensation	25.00
				Ag Pool Member Compensation	8470 - Ag Meeting Attend -Special	100.00
TOTAL						250.00
Bill Pmt -Check	02/17/2015	18436	WESTERN DENTAL SERVICES, INC.	11882	1012 - Bank of America Gen'l Ckg	
Bill	02/10/2015	11882		Dental Insurance - February 2015	60182.2 - Dental & Vision Ins	15.00
TOTAL						15.00
Bill Pmt -Check	02/17/2015	18437	WESTERN MUNICIPAL WATER DISTRICT		1012 - Bank of America Gen'l Ckg	
Bill	01/15/2015	1/15 Special Bd Mtg		1/15/15 Special Board Meeting - Don Galleano	6311 - Board Member Compensation	125.00
Bill	01/22/2015	1/22 Board Mtg		1/22/15 Board Meeting - Don Galleano	6311 - Board Member Compensation	125.00
TOTAL						250.00
Bill Pmt -Check	02/23/2015	18438	BANK OF AMERICA	XXXX-XXXX-XXXX-9341	1012 - Bank of America Gen'l Ckg	
Bill	01/31/2015	XXXX-XXXX-XXXX-9341		Extra coffee maker for office	6031.7 - Other Office Supplies	34.30
				Coffee filters for office	6031.7 - Other Office Supplies	5.99

P1 25

CHINO BASIN WATERMASTER
Cash Disbursements For The Month of
February 2015

For Informational Purposes Only

P126

Type	Date	Num	Name	Memo	Account	Paid Amount
				Sreen protector for Assist GM phone	6031.7 · Other Office Supplies	19.95
				Extra insulated airpots for office	6031.7 · Other Office Supplies	93.48
				1099-MISC forms and envelopes	6031.7 · Other Office Supplies	68.01
				Quickbooks upgrade and support	6054 · Computer Software	1,895.50
				Software to search for corporate EIN numbers	6054 · Computer Software	89.99
				Uniforms for field and office staff	6154 · Uniforms	286.25
				Blank notecards for office	6031.7 · Other Office Supplies	107.98
				Book-Secrets from Dynamic Executive Assistants	6031.7 · Other Office Supplies	21.54
				Janitorial supplies for office	6031.7 · Other Office Supplies	29.99
				Supplies-01/07 Dr. Mathis/WE INC/CBWM mtg.	6141.3 · Admin Meetings	189.80
				Supplies for Ag Pool prep meeting	8412 · Meeting Expenses	70.11
				Supplies-01/09/15 SY meeting @ Frontier Project	6909.1 · OBMP Meetings	136.08
				Fastrack replenishment	6174 · Public Transportation	30.00
				PK meeting w/B. Mortavcazi	6909.1 · OBMP Meetings	37.91
				Book - Dividing the Waters: Governing Groundwater	6031.7 · Other Office Supplies	503.99
				PK meeting w/Civic Spark	6909.1 · OBMP Meetings	42.68
				Purchase flowers for B. Ruiz baby	6141.1 · Meeting Supplies	77.95
				PK meeting w/R. Hoerning	8312 · Meeting Expenses	28.94
				PK flight to Sacramento	6191 · Conferences - General	326.20
				PK flight to Sacramento early bird check in	6191 · Conferences - General	25.00
				PK meeting w/Bob Bowcock	6312 · Meeting Expenses	27.89
				Registration-PK attend 2015 AGWA-AGWT Conf.	6193.2 · Conference - Registration Fee	610.00
				Supplies for Appropriative Pool Special Meeting	8312 · Meeting Expenses	70.05
				Travel expense - taxi for PK	6191 · Conferences - General	46.70
				Travel expense - shuttle for PK	6191 · Conferences - General	17.00
				Registration-PK-attend ACWA Spring Conference	6193.2 · Conference - Registration Fee	695.00
				Travel expense - PK parking at airport	6191 · Conferences - General	31.00
				Registration-Truong-attend Admin Assistants Conf.	6192 · Training & Seminars	199.00
				Handbook for A. Truong for above conference	6192 · Training & Seminars	33.90
TOTAL						5,652.18
Bill Pmt -Check	02/23/2015	18439	CALPERS	1394905143	1012 · Bank of America Gen'l Ckg	
Bill	02/18/2015	1394905143		Medical Insurance - March 2015	60182.1 · Medical Insurance	7,598.11
TOTAL						7,598.11
Bill Pmt -Check	02/23/2015	18440	CUCAMONGA VALLEY WATER DISTRICT	Lease due March 1, 2015	1012 · Bank of America Gen'l Ckg	
Bill	02/13/2015			Lease due March 1, 2015	1422 · Prepaid Rent	6,283.20
TOTAL						6,283.20
Bill Pmt -Check	02/23/2015	18441	LEGAL SHIELD	0111802	1012 · Bank of America Gen'l Ckg	

CHINO BASIN WATERMASTER
Cash Disbursements For The Month of
February 2015

For Informational Purposes Only

Type	Date	Num	Name	Memo	Account	Paid Amount	
Bill	02/18/2015	0111802		Employee deductions - February 2015	60194 · Other Employee Insurance	51.80	
TOTAL						51.80	
Bill Pmt -Check	02/23/2015	18442	STANDARD INSURANCE CO.	Policy # 00-649299-0009	1012 · Bank of America Gen'l Ckg		
Bill	02/18/2015	006492990009		Policy # 00-649299-0009	60191 · Life & Disab.Ins Benefits	707.74	
TOTAL						707.74	
Bill Pmt -Check	02/23/2015	18443	STAULA, MARY L	Retiree Medical	1012 · Bank of America Gen'l Ckg		
Bill	02/28/2015				60182.4 · Retiree Medical	25.76	
TOTAL						25.76	
Bill Pmt -Check	02/23/2015	18444	TW TELECOM	VOID: 06823737	1012 · Bank of America Gen'l Ckg	0.00	
TOTAL						0.00	
Bill Pmt -Check	02/23/2015	18445	VERIZON WIRELESS	9740016947	1012 · Bank of America Gen'l Ckg		
Bill	02/18/2015	9740016947		Monthly service	6022 · Telephone	296.59	
TOTAL						296.59	
P127	Bill Pmt -Check	02/23/2015	18446	WILDERMUTH ENVIRONMENTAL INC		1012 · Bank of America Gen'l Ckg	
	Bill	01/31/2015	2015000		2015000	6906.31 · OBMP-Pool, Adv. Board Mtgs	4,103.95
	Bill	01/31/2015	2015001		2015001	6906.32 · OBMP-Other General Meetings	1,746.17
	Bill	01/31/2015	2015002		2015002	6906.71 · OBMP-Data Req.-CBWM Staff	2,577.50
	Bill	01/31/2015	2015003		2015003	6906 · OBMP Engineering Services	6,566.50
	Bill	01/31/2015	2015004		2015004	6906.73 · OBMP-Safe Yield Recalculation	7,497.15
	Bill	01/31/2015	2015005		2015005	6906.21 · State of the Basin Report	12,481.00
	Bill	01/31/2015	2015006		2015006	7103.3 · Grdwtr Qual-Engineering	4,823.75
	Bill	01/31/2015	2015007		2015007	7104.3 · Grdwtr Level-Engineering	15,847.15
	Bill	01/31/2015	2015008		2015008	7107.61 · Grd Level-Chino Hills ASR	2,557.50
	Bill	01/31/2015	2015009		Neva Ridge	7107.3 · Grd Level-SAR Imagery	20,000.00
	Bill	01/31/2015	2015010		2015010	7107.2 · Grd Level-Engineering	4,179.15
	Bill	01/31/2015	2015011		2015011	7108.3 · Hydraulic Control-Engineering	556.25
	Bill	01/31/2015	2015012		2015012	7108.3 · Hydraulic Control-Engineering	978.55
	Bill	01/31/2015	2015013		2015013	7108.3 · Hydraulic Control-Engineering	2,701.25
	Bill	01/31/2015	2015014		2015014	7108.7 · Hydraulic Control - Prado Basin	18,772.56
	Bill	01/31/2015	2015015		2015015	7202.2 · Engineering Svc	7,897.61
	Bill	01/31/2015	2015016		2015016	7402 · PE4-Engineering	7,013.75
Bill	01/31/2015	2015017		2015017	7502 · PE6&7-Engineering	2,298.75	
Bill	01/31/2015	2015018		2015018	7108.7 · Hydraulic Control - Prado Basin	1,775.00	
TOTAL						124,173.54	

CHINO BASIN WATERMASTER
Cash Disbursements For The Month of
February 2015

For Informational Purposes Only

Type	Date	Num	Name	Memo	Account	Paid Amount
Bill Pmt -Check	02/24/2015	18447	TW TELECOM	06823737	1012 - Bank of America Gen'l Ckg	
Bill	02/18/2015	06823737		2/10/15-3/09/15	6053 - Internet Expense	1,042.86
TOTAL						1,042.86
Bill Pmt -Check	02/25/2015	18448	BROWNSTEIN HYATT FARBER SCHRECK		1012 - Bank of America Gen'l Ckg	
Bill	01/31/2015	592735		Alvarez-CalPERS	6073 - BHFS Legal - Personnel Matters	19,473.81
Bill	01/31/2015	592736		592736	6907.36 - Santa Ana River Habitat	2,040.00
Bill	01/31/2015	592737		592737	6275 - BHFS Legal - Advisory Committee	875.00
Bill	01/31/2015	592738		592738	6375 - BHFS Legal - Board Meeting	5,522.95
Bill	01/31/2015	592739		592739	8375 - BHFS Legal - Appropriative Pool	1,260.00
Bill	01/31/2015	592740		592740	8475 - BHFS Legal - Agricultural Pool	1,260.00
Bill	01/31/2015	592741		592741	8575 - BHFS Legal - Non-Ag Pool	1,260.00
Bill	01/31/2015	592742		592742	6077 - BHFS Legal - Party Status Maint	1,400.00
Bill	01/31/2015	592743		592743	6907.39 - Recharge Master Plan	5,957.00
Bill	01/31/2015	592744		592744	6907.42 - Safe Yield Recalculation	57,138.27
Bill	01/31/2015	592745		592745	6078.12 - CCG Motion	385.00
Bill	01/31/2015	592746		592746	6078 - BHFS Legal - Miscellaneous	5,047.00
				Expenses	6375 - BHFS Legal - Board Meeting	150.00
				Expenses	8375 - BHFS Legal - Appropriative Pool	55.58
				Expenses	8475 - BHFS Legal - Agricultural Pool	55.58
				Expenses	8575 - BHFS Legal - Non-Ag Pool	55.59
				Expenses	6907.42 - Safe Yield Recalculation	975.00
				Expenses	6275 - BHFS Legal - Advisory Committee	155.72
				Expenses	6073 - BHFS Legal - Personnel Matters	155.70
TOTAL						103,222.20
Bill Pmt -Check	02/26/2015	18449	DIRECTV	019447404	1012 - Bank of America Gen'l Ckg	
Bill	02/24/2015	019447404		Lunch Room for 2/19/15 - 3/18/15	6031.7 - Other Office Supplies	115.98
TOTAL						115.98
Bill Pmt -Check	02/26/2015	18450	EUROFINS EATON ANALYTICAL		1012 - Bank of America Gen'l Ckg	
Bill	02/02/2015	L0203051		L0203051	7108.4 - Hydraulic Control-Lab Svcs	440.00
Bill	02/02/2015	L0203176		L0203176	7108.4 - Hydraulic Control-Lab Svcs	1,592.00
TOTAL						2,032.00
Bill Pmt -Check	02/26/2015	18451	GOLDEN METERS SERVICE	593	1012 - Bank of America Gen'l Ckg	
Bill	02/10/2015	593		593	7102.8 - in-line Meter-Calib & Test	875.00
TOTAL						875.00
Bill Pmt -Check	02/26/2015	18452	GREAT AMERICA LEASING CORP.	16556983	1012 - Bank of America Gen'l Ckg	

P128

CHINO BASIN WATERMASTER
Cash Disbursements For The Month of
February 2015

For Informational Purposes Only

Type	Date	Num	Name	Memo	Account	Paid Amount
Bill	02/13/2015	16556983		Invoice	6043.1 · Ricoh Lease Fee	3,252.70
TOTAL						<u>3,252.70</u>
Bill Pmt -Check	02/26/2015	18453	STATE COMPENSATION INSURANCE FUND	1970970-14	1012 · Bank of America Gen'l Ckg	
Bill	03/01/2015	1970970-14		Premium on account 2/26/15-3/26/15	60183 · Worker's Comp Insurance	724.75
TOTAL						<u>724.75</u>
Bill Pmt -Check	02/26/2015	18454	UNITED HEALTHCARE	0036991989	1012 · Bank of America Gen'l Ckg	
Bill	02/24/2015	0036991989		Dental insurance - March 2015	60182.2 · Dental & Vision Ins	726.63
TOTAL						<u>726.63</u>
Bill Pmt -Check	02/26/2015	18455	VERIZON	012519128144592510	1012 · Bank of America Gen'l Ckg	
Bill	02/24/2015	012519128144592510		012519128144592510	6022 · Telephone	139.69
TOTAL						<u>139.69</u>
Bill Pmt -Check	02/23/2015	ACH-022315	PUBLIC EMPLOYEES' RETIREMENT SYSTEM	Payor #3493	1012 · Bank of America Gen'l Ckg	
General Journal	02/14/2015	02/14/2015	PUBLIC EMPLOYEES' RETIREMENT SYSTEM	CalPERS Retirement for 02/01/15-02/14/15	2000 · Accounts Payable	8,018.23
TOTAL						<u>8,018.23</u>
					Total Disbursements:	<u><u>364,592.07</u></u>

P129

THIS PAGE
HAS
INTENTIONALLY
BEEN LEFT
BLANK
FOR PAGINATION